

**Format of holding of Specified Securities**

1. **Name of Entity:** Almondz Global Securities Ltd

2. **Script Code:** 531400

3. **Shareholding Pattern filed under:** Reg. 31 (1) (b)

If under 31 (1) (b) then indicate the report for the Quarter Ended: 30.09.2020


If under 31 (1)(c) then indicate date of allotment/extinguishment-N.A.

4. **Declaration:** The Listed Entity is required to submit the following declaration to the extent of submission of information:

SR No.	Particulars	Yes*	No*
1	Whether the Listed Entity has issued any partly paid up shares?		No
2	Whether the Listed Entity has issued any Convertible Securities or Warrants?		Yes
3	Whether the Listed Entity has any shares against which depository receipts are issued?		No
4	Whether the Listed Entity has any shares in Lock-in?		No
5	Whether any shares held by promoters are pledge or otherwise encumbered?		No
6	Whether the Listed Entity has any significant beneficial owner?		No

\* If the Listed Entity selects the option 'No' for the questions above, the columns for the partly paid-up shares, Outstanding convertible Securities/Warrants, depository receipts, locked-in shares pledged or otherwise encumbered by promoters, as applicable, shall not be displayed at the time of dissemination on the Stock Exchange website. Also wherever there is 'No' declared by Listed Entity in above table the values will be considered as Zero' by default on submission of the format of holding of specified securities.

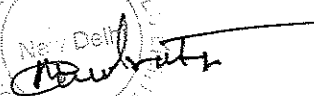
6. The tabular format for disclosure of holding of specified securities is as follows:-



SEBI Merchant Banking Registration No. INM000000834


ALMONDZ GLOBAL SECURITIES LTD. FACE VALUE RS. 6.00  
 SHAREHOLDING PATTERN AS ON 30th September, 2020  
 Table - I Summary Statement holding of specified securities

Category (I)	Category of Shareholder (II)	No of Shareholders (III)	No. of fully paid Equity Share Held (IV)	No. Of Partly Paid Equity Shares Held (V)	No. Of shares underlying Depository Receipts (VI)	Total Nos. Shares Held (VII) = IV+V+VI	Shareholding as a % of total no of Shares (calculated as per SCRR 1957) (VIII) as a % of (A+B+C2)	No of Voting Rights held in each class of securities (IX)				No of shares underlying outstanding convertible securities (including warrants) (X)	Shareholding as a % assuming full conversions of convertible securities (as a % of diluted equity capital) [XI]=VII+X as a % of (A+B+C2)	No. of Locked in Shares (XII)		No of Shares pledged or otherwise encumbered (XIII)		No of Equity Shares Held in Dematerialized form (XIV)
								Class X	Class Y	Total	Total as a % of (A+B+C)			No. (a)	As a % of total shares held (b)	No. (a)	As a % of total shares held (b)	
(A)	Promoter & Promoter Group	4	14915549	0	0	14915549	57.6224	14915549	0	14915549	57.6224	0	48.7676	0	0.0000	0	0.0000	14915549
(B)	Public	4705	10969418	0	0	10969418	42.5776	10969418	0	10969418	42.5776	4700000	51.2324	0	0.0000	266910	2.4332	10836630
(C)	Non Promoter - Non Public	0	0	0	0	0	0.0000	0	0	0	0.0000	0	0.0000	0	0.0000	0	0.0000	0
(C1)	Shares Underlying DRs	0	0	0	0	0	0.0000	0	0	0	0.0000	0	0.0000	0	0.0000	0	0.0000	0
(C2)	Share Held By Employees Trusts	0	0	0	0	0	0.0000	0	0	0	0.0000	0	0.0000	0	0.0000	0	0.0000	0
	Total	0	0	0	0	0	0.0000	0	0	0	0.0000	0	0.0000	0	0.0000	0	0.0000	0
	Total A+B+C1+C2	4709	25884967	0	0	25884967	100.0000	25884967	0	25884967	100.0000	4700000	100.0000	0	0.0000	266910	1.0311	2572709

ALMONDZ GLOBAL SECURITIES LTD.  
 New Delhi  


ALMONDZ GLOBAL SECURITIES LTD. FACE VALUE RS. 6.00  
 SHAREHOLDING PATTERN AS ON 30th September, 2020  
 Table - II Statement showing shareholding pattern of the Promoter and Promer Group

S.No.	Category & Name of the Shareholder (I)	PAN (II)	No of Shareholders (III)	No. of fully paid Equity Share Held (IV)	No. Of Partly Paid Equity Shares Held (V)	No. Of shares underlying Depository Receipts (VI)	Total Nos. Shares Held (VII) = IV+V+VI	Shareholding as a % of total no of Shares (calculated as per SCRR 1957) (VIII) as a % of (A+B+C2)	No of Voting Rights held in each class of securities (IX)				No of shares underlying outstanding convertible securities (including warrants) (X)	Shareholding as a % assuming full conversions of convertible securities (as a % of diluted equity capital) (XI)=VII+X as a % of (A+B+C2)	No. of Locked In Shares (XII)		No of Shares pledged or otherwise encumbered (XIII)		No of Equity Shares Held in Dematerialized form (XIV)
									Class X	Class Y	Total	Total as a % of (A+B+C)			No. (a)	As a % of total shares held (b)	No. (a)	As a % of total shares held (b)	
(1)	Indian																		
(a)	Individual																		
	Gurpreet N S Sobti	ABJPS9400L	2	110715	0	0	110715	0.4277	110715	0	110715	0.4277	0	0.3520	0	0.0000	0	0.0000	110715
	Navjeet Singh Sobti	AAVPS3411R		50000	0	0	50000	0.1932	50000	0	50000	0.1932	0	0.1635	0	0.0000	0	0.0000	50000
(b)	Huf		0	60715	0	0	60715	0.2346	60715	0	60715	0.2346	0	0.1985	0	0.0000	0	0.0000	60715
(c)	Central Govt /state Govt/ President Of India		0	0	0	0	0	0.0000	0	0	0	0.0000	0	0.0000	0	0.0000	0	0.0000	0
(d)	Financial Inst/banks		0	0	0	0	0	0.0000	0	0	0	0.0000	0	0.0000	0	0.0000	0	0.0000	0
(e)	Any other		0	0	0	0	0	0.0000	0	0	0	0.0000	0	0.0000	0	0.0000	0	0.0000	0
	Other - Body Corporate																		
	Avonmore Capital & Management Services Ltd	AABCAD478N	2	14804834	0	0	14804834	57.1947	14804834	0	14804834	57.1947	0	48.4056	0	0.0000	0	0.0000	14804834
	Innovative Money Matters Pvt Ltd	AAACI2156A		14719744	0	0	14719744	56.8660	14719744	0	14719744	56.8660	0	48.1274	0	0.0000	0	0.0000	14719744
	Sub - Total		4	14915549	0	0	14915549	57.6224	14915549	0	14915549	57.6224	0	48.7676	0	0.0000	0	0.0000	14915549
(2)	Foreign																		
(a)	Individual(nri/ Foriegn Individual)																		
(b)	Government		0	0	0	0	0	0.0000	0	0	0	0.0000	0	0.0000	0	0.0000	0	0.0000	0
(c)	Institutions		0	0	0	0	0	0.0000	0	0	0	0.0000	0	0.0000	0	0.0000	0	0.0000	0
(d)	Foreign Portfolio Investor		0	0	0	0	0	0.0000	0	0	0	0.0000	0	0.0000	0	0.0000	0	0.0000	0
(e)	Any Other		0	0	0	0	0	0.0000	0	0	0	0.0000	0	0.0000	0	0.0000	0	0.0000	0
	Sub - Total		0	0	0	0	0	0.0000	0	0	0	0.0000	0	0.0000	0	0.0000	0	0.0000	0
	Total Shareholding of Promoter and Promotor Group		4	14915549	0	0	14915549	57.6224	14915549	0	14915549	57.6224	0	48.7676	0	0.0000	0	0.0000	14915549



ALMONDZ GLOBAL SECURITIES LTD. FACE VALUE RS. 6.00  
 SHAREHOLDING PATTERN AS ON 30th September, 2020  
 Table - III Statement showing shareholding pattern of the Public shareholding

S.No.	Category & Name of the Shareholder (I)	PAN (II)	No of Shareholders (III)	No. of fully paid Equity Share Held (IV)	No. Of Partly Paid Equity Shares Held (V)	No. Of shares underlying Depository Receipts (VI)	Total Nos. Shares Held (VII) = IV+V+VI	Shareholding as a % of total no of Shares (calculated as per SCRR 1957) (VIII) as a % of (A+B+C2)	No of Voting Rights held in each class of securities (IX)				No of shares underlying convertible securities (including warrants) (X)	Shareholding as a % assuming full conversions of convertible securities (as a % of diluted equity capital) (XI)=VII: X as a % of (A+B+C2)	No. of Locked in Shares (XII)		No of Shares pledged or otherwise encumbered (XIII)		No of Equity Shares Held in Dematerialized form (XIV)	
									Class X	Class Y	Total	Total as a % of (A+B+C)			No. (a)	As a % of total shares held (b)	No. (a)	As a % of total shares held (b)		
(1)	Institutions																			
(a)	Mutual Funds		0	0	0	0	0	0.0000	0	0	0	0.0000	0	0.0000	0	0.0000	0	0.0000	0	0
(b)	Venture Capital Funds		0	0	0	0	0	0.0000	0	0	0	0.0000	0	0.0000	0	0.0000	0	0.0000	0	0
(c)	Alternate Investment Funds		0	0	0	0	0	0.0000	0	0	0	0.0000	0	0.0000	0	0.0000	0	0.0000	0	0
(d)	Foreign Venture Capital Investors		0	0	0	0	0	0.0000	0	0	0	0.0000	0	0.0000	0	0.0000	0	0.0000	0	0
(e)	Foreign Portfolio Investors		0	0	0	0	0	0.0000	0	0	0	0.0000	0	0.0000	0	0.0000	0	0.0000	0	0
(f)	Financial Inst/banks		0	0	0	0	0	0.0000	0	0	0	0.0000	0	0.0000	0	0.0000	0	0.0000	0	0
(g)	Insurance Companies		0	0	0	0	0	0.0000	0	0	0	0.0000	0	0.0000	0	0.0000	0	0.0000	0	0
(h)	Provident Funds/ Pension Fund		0	0	0	0	0	0.0000	0	0	0	0.0000	0	0.0000	0	0.0000	0	0.0000	0	0
(i)	Any other												0.0000	0	0.0000	0	0.0000	0	0.0000	0
	Sub-total (B)(1)		0	0	0	0	0	0.0000	0	0	0	0.0000	0	0.0000	0	0.0000	0	0.0000	0	0
(2)	Central Govt /state Govt/ President Of India		0	0	0	0	0	0.0000	0	0	0	0.0000	0	0.0000	0	0.0000	0	0.0000	0	0
	Sub-total (B)(2)		0	0	0	0	0	0.0000	0	0	0	0.0000	0	0.0000	0	0.0000	0	0.0000	0	0
(3)	Non-institutions												0.0000							
(a)	(i) Individual-Holding Nom. Val. upto Rs.2 lakhs		4478	2452736	0	0	2452736	9.4755	2452736	0	2452736	9.4755	1300000	12.2699	0	0.0000	91152	3.7163	2319948	0
	(ii) Individual-Holding Nom. Val. greater then Rs.2 lakhs		23	4398060	0	0	4398060	16.9908	4398060	0	4398060	16.9908	3400000	25.4964	0	0.0000	154945	3.5230	4298060	0
	B. L. Mahajan	AOSPM7286E		274368	0	0	274368	1.0600	274368	0	274368	1.0600	0	0.8971	0	0.0000	0	0.0000	274368	0
	Balbir Kumar	ABWPK7349B		400000	0	0	400000	1.5453	400000	0	400000	1.5453	0	1.3078	0	0.0000	0	0.0000	400000	0
	Darshana Anant Sanghvi	AAFPS3583H		359536	0	0	359536	1.3890	359536	0	359536	1.3890	0	1.1755	0	0.0000	0	0.0000	359536	0
	Dilipkumar Lakhi	AABPL9618G		1170117	0	0	1170117	4.5205	1170117	0	1170117	4.5205	0	3.8258	0	0.0000	0	0.0000	1170117	0
	Jagdeep Singh	AXKPS8228D		424119	0	0	424119	1.6385	424119	0	424119	1.6385	0	1.3857	0	0.0000	0	0.0000	424119	0
(b)	Nbfc Registered With Rbi		0	0	0	0	0	0.0000	0	0	0	0.0000	0	0.0000	0	0.0000	0	0.0000	0	0
(c)	Employees Trust		0	0	0	0	0	0.0000	0	0	0	0.0000	0	0.0000	0	0.0000	0	0.0000	0	0
(d)	Overseas Depository Holding DRs		0	0	0	0	0	0.0000	0	0	0	0.0000	0	0.0000	0	0.0000	0	0.0000	0	0
(e)	Any Other												0.0000							
	Other - Body Corp		41	307199	0	0	307199	1.1868	307199	0	307199	1.1868	0	1.0044	0	0.0000	0	0.0000	307199	0
	Other - Trusts		1	75	0	0	75	0.0003	75	0	75	0.0003	0	0.0002	0	0.0000	0	0.0000	75	0
	Other - Foreign Body Corp		1	3091500	0	0	3091500	11.9432	3091500	0	3091500	11.9432	0	10.1079	0	0.0000	0	0.0000	3091500	0
	Al Anwar Holdings Saog	AAGCA7436F		3091500	0	0	3091500	11.9432	3091500	0	3091500	11.9432	0	10.1079	0	0.0000	0	0.0000	3091500	0
	Other - Clearing Member		14	7649	0	0	7649	0.0296	7649	0	7649	0.0296	0	0.0250	0	0.0000	0	0.0000	7649	0
	Other - N R I - NON - REPATARIABLE		21	231935	0	0	231935	0.896	231935	0	231935	0.896	0	0.7583	0	0.0000	0	0.0000	231935	0
	Other - N R I - REPATARIABLE		30	56174	0	0	56174	0.217	56174	0	56174	0.217	0	0.1837	0	0.0000	0	0.0000	56174	0
	Other - Individual HUF		95	143259	0	0	143259	0.5534	143259	0	143259	0.5534	0	0.4684	0	0.0000	20813	14.5262	143259	0
	Other - IEPF AUTHORITY		1	280831	0	0	280831	1.0849	280831	0	280831	1.0849	0	0.9182	0	0.0000	0	0.0000	280831	0
	Investor Education And Protection Fund Authority Ministry Of Corporate Affairs			280831	0	0	280831	1.0849	280831	0	280831	1.0849	0	0.9182	0	0.0000	0	0.0000	280831	0
	Sub-total (B)(3)		4705	10969418	0	0	10969418	42.3776	10969418	0	10969418	42.3776	4700000	51.2324	0	0.0000	256910	2.4332	10836630	0
	Total Public Shareholding		4705	10969418	0	0	10969418	42.3776	10969418	0	10969418	42.3776	4700000	51.2324	0	0.0000	256910	2.4332	10836630	0

