

Format of holding of Specified Securities

1. **Name of Entity:** Almondz Global Securities Ltd
2. **Script Code:** 531400
3. **Shareholding Pattern** filed under: Reg. 31 (1) (b)
If under 31 (1) (b) then indicate the report for the Quarter Ended: 31.03.2024
If under 31 (1)(c) then indicate date of allotment/extinguishment-N.A.
4. **Declaration:** The Listed Entity is required to submit the following declaration to the extent of submission of information:

SR No.	Particulars	Yes*	No*
1	Whether the Listed Entity has issued any partly paid up shares?		No
2	Whether the Listed Entity has issued any Convertible Securities or Warrants?		Yes
3	Whether the Listed Entity has any shares against which depository receipts are issued?		No
4	Whether the Listed Entity has any shares in Lock-in?		No
5	Whether any shares held by promoters are pledge or otherwise encumbered?		No
6	Whether the Listed Entity has any significant beneficial owner?		No

* If the Listed Entity selects the option 'No' for the questions above, the columns for the partly paid-up shares, Outstanding convertible Securities/Warrants, depository receipts, locked-in shares pledged or otherwise encumbered by promoters, as applicable, shall not be displayed at the time of dissemination on the Stock Exchange website. Also wherever there is 'No' declared by Listed Entity in above table the values will be considered as 'Zero' by default on submission of the format of holding of specified securities.

6. The tabular format for disclosure of holding of specified securities is as follows:-



ALMONDZ GLOBAL SECURITIES LTD. FACE VALUE RS. 6.00
SHAREHOLDING PATTERN AS ON 31st March, 2024

Table - I Summary Statement holding of specified securities

Category (I)	Category of Shareholder (II)	No of Shareholders (III)	No. of fully paid Equity Share Held (IV)	No. Of Partly Paid Equity Shares Held (V)	No. Of shares underlying Depository Receipts (VI)	Total Nos. Shares Held (VII) = IV+V+VI	Shareholding as a % of total no. of Shares (calculated as per SCRR 1957) (VIII) as a % of (A+B+C2)	No of Voting Rights held in each class of securities (IX)			No of shares underlying convertible securities (including warrants) (X)	Shareholding as a % assuming full conversions of convertible securities (as a % of diluted equity capital) (XI)=VII*(X) as a % of (A+B+C2)	No. of Locked in Shares (XII)		No of Shares pledged or otherwise encumbered (XIII)	No of Equity Shares Held in Dematerialized form (XIV)
								Class X	Class Y	Total			No. (a)	As a % of total shares held (b)		
(A)	Promoter & Promoter Group	5	15602102	0	0	15602102	58.1952	0	15602102	0	58.1952	0	0.0000	0	0.0000	15602102
(B)	Public	7496	11207865	0	0	11207865	41.8048	0	11207865	4620000	41.8048	0	0.0000	736476	6.5711	11085645
(C)	Non Promoter - Non Public	0	0	0	0	0	0.0000	0	0	0	0.0000	0	0.0000	0	0.0000	0
(C1)	Shares Underlying DRs	0	0	0	0	0	0.0000	0	0	0	0.0000	0	0.0000	0	0.0000	0
(C2)	Share Held By Employees Trusts	0	0	0	0	0	0.0000	0	0	0	0.0000	0	0.0000	0	0.0000	0
	Total	0	0	0	0	0	0.0000	0	0	0	0.0000	0	0.0000	0	0.0000	0
	Total A+B+C1+C2	7501	26809967	0	0	26809967	100.0000	0	26809967	100.0000	100.0000	0	0.0000	736476	2.7470	26687747






Table - II Statement showing shareholding pattern of the Promoter and Promer Group

S.No.	Category & Name of the Shareholder (i)	Entity type i.e. promoter OR promoter group entity (except promoter)	PAN (ii)	No of Shareholders (iii)	No. of fully paid Share Field (iv)	No. of Party Paid Equity Shares Held (v)	No. of Shares underlying Depository Receipts (vi)	Total Nos. Share Held (vii) = iv+vi	Shareholding as a % of total No of Shares (calculated as per SCRR 1957) (viii) as a % of (A+B+C2)	No of Voting rights held in each class of securities (ix)			No of shares underlying convertible securities (including warrants) (x)	Shareholding as a % assuming full conversion of convertible securities (as a % of diluted equity capital) (xi) = (x)/(A+B+C2)	No. of locked in Shares (xii)		No of Shares pledged or otherwise encumbered (xiii)	No of Equity Shares held in Dematerializ ed form (xiv)
										Class X	Class Y	Total Total (A+B+C)			No. (a)	As a % of total shares held (b)		
(1)	Indian																	
(a)	Individual				2	139535	0	139535	0.5208	139535	0.5208	0	0.0000	0	0.0000	0	0.0000	139535
	Gurpreet N.S Sobti	PROMOTER	ARJPS400L		78920	0	78920	0.2944	0.2944	78920	0.2944	0	0.0000	0	0.0000	0	0.0000	78920
	Naveet Singh Sobti	PROMOTER	PARPS541R		60715	0	60715	0.2265	0.2265	60715	0.2265	0	0.0000	0	0.0000	0	0.0000	60715
(b)	Huf			1	203808	0	203808	0.7602	0.7602	203808	0.7602	0	0.0000	0	0.0000	0	0.0000	203808
	Naveet Singh Sobti Huf.	PROMOTER	AAEH1332AG		203808	0	203808	0.7602	0.7602	203808	0.7602	0	0.0000	0	0.0000	0	0.0000	203808
(c)	Central Govt./state Govt./ President Of India			0	0	0	0	0.0000	0.0000	0	0.0000	0	0.0000	0	0.0000	0	0.0000	0
(d)	Financial Inst/Banks			0	0	0	0	0.0000	0.0000	0	0.0000	0	0.0000	0	0.0000	0	0.0000	0
(e)	Any other			0	0	0	0	0.0000	0.0000	0	0.0000	0	0.0000	0	0.0000	0	0.0000	0
	Other - Body Corporate			2	15248659	0	15248659	56.9141	56.9141	15248659	56.9141	0	0.0000	0	0.0000	0	0.0000	15248659
	Avimore Capital & Management Services Ltd	PROMOTER	AABC0478N		15173568	0	15173568	55.5567	55.5567	15173568	55.5567	0	0.0000	0	0.0000	0	0.0000	15173568
	Innovative Money Matters Pvt Ltd	PROMOTER	AAAC12156A		85090	0	85090	0.3174	0.3174	85090	0.3174	0	0.0000	0	0.0000	0	0.0000	85090
	Sub - Total			5	15602102	0	15602102	58.1952	58.1952	15602102	58.1952	0	0.0000	0	0.0000	0	0.0000	15602102
(2)	Foreign			0	0	0	0	0.0000	0.0000	0	0.0000	0	0.0000	0	0.0000	0	0.0000	0
(a)	Individual/ Foreign Individual			0	0	0	0	0.0000	0.0000	0	0.0000	0	0.0000	0	0.0000	0	0.0000	0
(b)	Government			0	0	0	0	0.0000	0.0000	0	0.0000	0	0.0000	0	0.0000	0	0.0000	0
(c)	Institutions			0	0	0	0	0.0000	0.0000	0	0.0000	0	0.0000	0	0.0000	0	0.0000	0
(d)	Foreign Portfolio Investor			0	0	0	0	0.0000	0.0000	0	0.0000	0	0.0000	0	0.0000	0	0.0000	0
(e)	Any Other			0	0	0	0	0.0000	0.0000	0	0.0000	0	0.0000	0	0.0000	0	0.0000	0
	Sub - Total			0	0	0	0	0.0000	0.0000	0	0.0000	0	0.0000	0	0.0000	0	0.0000	0
	Total Shareholding of Promoter and Promoter Group			5	15602102	0	15602102	58.1952	58.1952	15602102	58.1952	0	0.0000	0	0.0000	0	0.0000	15602102



ALMONDI GLOBAL SECURITIES LTD. - FACE VALUE RS. 6.40
SHAREHOLDING PATTERN AS ON 31st March, 2024
Table - III Statement showing shareholding pattern of the Public shareholding


S.No.	Category & Name of the Shareholder (I)	PAN (II)	No of Shareholders (III)	No of fully paid Equity Shares Held (IV)	No. Of Partly Paid Equity Shares Held (V)	No. Of underlying Depository Receipts (VI)	Total Nos. Shares Held (VII) = (IV)+(V)+(VI)	Shareholding as a % of total of Shares (VIII) = (VII) x 100		No of Voting Rights securities (IX)		Shareholding as a % assuming full conversions of convertible securities (as a % of diluted equity capital) (X) = (VII) x % of (A+B+C)	No. of Locked in Shares (XII)		No. of Shares pledged or otherwise encumbered (XIII)		No. of Dematerialized Equity Shares Held (XIV)	Sub-categorization of Shares (XV)		
								As a % of (A+B+C)	Total	Class X	Class Y		No. (a)	As a % of total shares held (b)	No. (a)	As a % of total shares held (b)				
																			(A)	(B)
(1)	Institutions																			
(a)	Mutual Funds																			
(b)	Venture Capital Funds																			
(c)	Alternate Investment Funds																			
(d)	Banks																			
(e)	Insurance Companies																			
(f)	Pension Funds / Pension Fund																			
(g)	Asset Reconstruction Companies																			
(h)	Sovereign Wealth Funds																			
(i)	NBFCs registered with RBI																			
(j)	Other Financial Institutions																			
(k)	Sub-total (B)(1)																			
(2)	Institutions (Foreign)																			
(a)	Foreign Direct Investment																			
(b)	Foreign Venture Capital Investors																			
(c)	Sovereign Wealth Funds																			
(d)	Foreign Portfolio Investors Category I																			
(e)	Foreign Portfolio Investors Category II																			
(f)	Overseas Depositories (holding DRs) (balancing figure)																			
(g)	Sub-Total (B)(2)																			
(3)	Central Government / State Government(s)																			
(a)	Central Government / President of India																			
(b)	State Government / Governor																			
(c)	Shareholding by Companies or Bodies Corporate where Cent																			
(d)	Sub-Total (B)(3)																			
(4)	Non-institutions																			
(a)	Associate companies / Subsidiaries																			
(b)	Directors and their relatives (excluding independent directors and nominee directors)																			
(c)	Key Managerial Personnel																			
(d)	Relatives of promoters (other than immediate relatives of promoters disclosed under 'Promoter and Promoter Group' category)																			
(e)	Trusts where any person belonging to 'Promoter and Promoter Group' category is 'trustee', 'beneficiary', or 'author of the trust'																			
(f)	Investor Education and Protection Fund (IEPF)																			
(g)	Investor Education and Protection Fund Authority Ministry of Corporate Affairs																			
(h)	Resident individuals holding nominal share capital up to Rs. 2 lakhs																			
(i)	Resident individuals holding nominal share capital in excess of Rs. 2 lakhs																			
(j)	ASPM/286E																			
(k)	Banarsi Lal Mahajan																			
(l)	Dhillonkar Lakh																			
(m)	Manoj Kumar Arora																			
(n)	Ramseth Gour																			
(o)	Non Resident Indians (NRI) - Non-Residentiable																			
(p)	Non Resident Indians (NRI) - Residentiable																			
(q)	Foreign Nationals																			
(r)	Foreign Companies																			
(s)	Bodies Corporate																			
(t)	Trusts																			
(u)	OTHER - HUF																			
(v)	OTHER - Clearing Member/House - Corp																			
(w)	OTHER - Clearing Member/House - Ind																			
(x)	Sub-Total (B)(4)																			
(y)	Total Public Shareholding (B) = (B)(1) + (B)(2) + (B)(3) + (B)(4)																			



ALMONDZ GLOBAL SECURITIES LTD. FACE VALUE RS. 6.00
SHAREHOLDING PATTERN AS ON 31st March, 2024

Table - IV Statement showing shareholding pattern of the Non Promoter - Non Public shareholder


S.No.	Category & Name of the Shareholder (i)	PAN (ii)	No of Shareholders (iii)	No. of fully paid Equity Share Held (iv)	No. of Partly Paid Equity Shares Held (v)	No. Of shares underlying Depository Receipts (vi)	Total Nos. Shares Held (vii) = IV+V+VI	Shareholding as a % of total no of Shares (calculated as per SCRR 1957) (viii) as a % of (A+B+C2)	No of Voting Rights held in each class of securities (ix)			Shareholding as a % assuming full conversions of convertible securities (as a % of diluted equity capital) (XI)=VII+X as a % of (A+B+C2)	No. of Locked in Shares (XII)		No of Shares pledged or otherwise encumbered (XIII)			
									No of Voting Rights				Total as a % of (A+B+C)	No. (a)	As a % of total shares held (b)	No. (a)	As a % of total shares held (b)	
									Class X	Class Y	Total							
(1)	Custodian/DR Holder names																N.A.	
(2)	Employees Benefit Trust (under SEBI Based employees benefit) Regulation 2014																	N.A.
(a)	names																	N.A.
	Total Non-Promoter Non Public shareholding C = C1+C2		0	0	0	0	0	0	0	0	0	0	0	0	0	0	0	N.A.



ALMONDZ GLOBAL SECURITIES LTD. FACE VALUE RS. 6.00
 SHAREHOLDING PATTERN AS ON 31st March, 2024

Table V- Statement showing details of significant beneficial owners

Sr. No.	Details of the significant beneficial owner (i)		Details of the registered owner (id)				Particulars of the shares in which significant		Date of creation / acquisition of significant beneficial interest (IV)
	Name	PAN	Nationality	Name	PAN	Nationality	Number of shares	Shareholding as a % of total no. of shares (calculated as per SCRR, 1957) As a % of (A+B+C2)	



ALMONDZ GLOBAL SECURITIES LTD. FACE VALUE RS. 6.00
SHAREHOLDING PATTERN AS ON 31st March, 2024

Table VI - Statement showing foreign ownership limits

	<i>Board approved limits</i>	<i>Limits utilized</i>
As on shareholding date	49	0
As on the end of previous 1st quarter	49	0
As on the end of previous 2nd quarter	49	0
As on the end of previous 3rd quarter	49	0
As on the end of previous 4th quarter	49	0

