


Introductory sub-table (I)(a)

Name of the Company: ALMONDZ GLOBAL SECURITIES LIMITED			
Scrp Code, Name of the scrip, class of security: BSE - 531400; NSE - ALMONDZ			
Quarter ended: 30 September 2015			
Partly paid-up shares:-	No. of partly paid-up shares	As a % of total no. of partly paid-up shares	As a % of total no. of shares of the company
Held by promoter/promoter group	0	0	0
Held by public	0	0	0
Total - D	0	0	0
Outstanding convertible securities:-	No. of outstanding securities	As a % of total no. of outstanding convertible securities	As a % of total no. of shares of the company, assuming full conversion of the convertible securities
Held by promoter/promoter group	0	0	0
Held by public	634000	100	2.39
Total - E	634000	100	2.39
Warrants:-	No. of warrants	As a % of total no. of warrants	As a % of total no. of shares of the company, assuming full conversion of warrants
Held by promoter/promoter group	0	0	0
Held by public	0	0	0
Total - F	0	0	0
Total paid-up capital of the company, assuming full conversion of warrants and convertible securities		26518967	



Statement Showing Shareholding Pattern								
Category code	Category of Shareholder	Number of Shareholders	Table (I)(a)		Total shareholding as a percentage of total number of shares		Shares Pledged or otherwise encumbered	
			Total number of shares	Number of shares held in dematerialized form	As a percentage of (A+B) ¹	As a percentage of (A+B+C)	Number of shares	As a percentage
(I)	(II)	(III)	(IV)	(V)	(VI)	(VII)	(VIII)	(IX)= (VIII)/(IV)*100
(A)	Shareholding of Promoter and Promoter Group							
1	Indian							
(a)	Individuals/ Hindu Undivided Family	1	860715	860715	3.33	3.33	0	0.00
(b)	Central Government/ State Government(s)	0	0	0	0	0	0	0
(c)	Bodies Corporate*	2	13638671	13638671	52.69	52.69		0.00
(d)	Financial Institutions/ Banks	0	0	0	0.00	0.00	0	0.00
(e)	Any Others(Specify)	0	0	0	0.00	0.00	0	0.00
(e-i)	Immediate Relative of Promoter	1	50000	50000	0.19	0.19	0	0.00
	Sub Total(A)(1)	4	14549386	14549386	56.21	56.21	0	0.00
2	Foreign							
a	Individuals (Non-Residents Individuals/Foreign Individuals)	0	0	0	0.00	0.00	0	0.00
b	Bodies Corporate	0	0	0	0.00	0.00	0	0.00
c	Institutions	0	0	0	0.00	0.00	0	0.00
d	Any Others(Specify)	0	0	0	0.00	0.00	0	0.00
	Sub Total(A)(2)	0	0	0	0.00	0.00	0	0.00
	Total Shareholding of Promoter and Promoter Group (A)= (A)(1)+(A)(2)	4	14549386	14549386	56.21	56.21	0	0.00
(B)	Public shareholding							
1	Institutions							
(a)	Mutual Funds/ UTI	2	4500	0	0.02	0.02	0	0.00
(b)	Financial Institutions /Banks	0	0	0	0.00	0.00	0	0.00
(c)	Central Government/ State Government(s)	0	0	0	0.00	0.00	0	0.00
(d)	Venture Capital Funds	0	0	0	0.00	0.00	0	0.00
(e)	Insurance Companies	0	0	0	0.00	0.00	0	0.00
(f)	Foreign Institutional Investors	0	0	0	0.00	0.00	0	0.00
(g)	Foreign Venture Capital Investors	0	0	0	0.00	0.00	0	0.00
(h)	Any Other (specify)	0	0	0	0.00	0.00	0	0.00
	Sub-Total (B)(1)	2	4500	0	0.02	0.02	0	0.00
B 2	Non-institutions							
(a)	Bodies Corporate	136	822151	820350	3.18	3.18	0	0.00
(b)	Individuals							
I	i. Individual shareholders holding nominal share capital up to Rs 1 lakh	5365	2447453	2160871	9.46	9.46	0	0.00
II	ii. Individual shareholders holding nominal share capital in excess of Rs. 1 lakh.	40	4334376	4316976	16.74	16.74	0	0.00
(c)	Any Other (specify)							
(c-i)	NRIs	46	307858	226158	1.19	1.19	0	0.00
(c-ii)	HUFs	103	309249	309249	1.19	1.19	0	0.00
(c-iii)	Foreign Body Corporate	1	3091500	3091500	11.94	11.94	0	0.00
(c-iv)	Clearing Members	6	18494	18494	0.07	0.07	0	0.00
	Sub-Total (B)(2)	5897	11331081	10943598	43.77	43.77	0	0.00
(B)	Total Public Shareholding (B)= (B)(1)+(B)(2)	5899	11335581	10943598	43.79	43.79	0	0.00
	TOTAL (A)+(B)	5703	25884967	25492984	100.00	100.00	0	0.00
(C)	Shares held by Custodians and against which Depository Receipts have been issued							
1	Promoter and Promoter Group	0	0	0	0	0	0	0
2	Public	0	0	0	0	0	0	0
	Sub-Total (C)	0	0	0	0	0	0	0
	GRAND TOTAL (A)+(B)+(C)	5703	25884967	25492984	N.A	100.00	0	0.00

* 21521 shares acquired by the promoter Avonmore Capital & Management Services Limited on 29.09.2015 & 30.09.2015 though credited in its account after 30.09.2015 have been included in his shareholding as on 30.09.2015



Sr.No | **Notes**

1 *Gurpreet N. S. Sobti who holds 50000 equity shares of the Company is not promoter. Since she is wife of the Promoter, therefore included in the Promoter Group

2

3

4


5

6

7

8

9

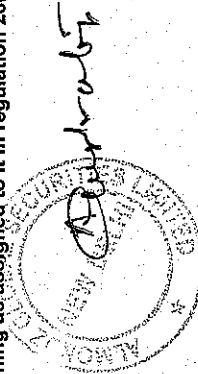


(I)(b) Statement showing holding of securities (including shares, warrants, convertible securities) of persons belonging to the category "Promoter and Pro

Sr. No.	Name of the shareholder	Details of Shares held		Encumbered shares (*)		Details of warrants		Details of convertible securities		Total shares (including underlying shares assuming full conversion of warrants and convertible securities) as a % of diluted share capital	
		Number of shares held	As a % of grand total (A)+(B)+(C)	No.	As a percentage (V)/(III)*100	As a % of grand total (A)+(B)+(C) of sub-clause (i)(a)	Number of warrants held	As a % of total number of convertible securities held	Number of convertible securities held		As a % of total number of convertible securities
(i)	(ii)	(iii)	(iv)	(v)	(vi)	(vii)	(viii)	(ix)	(x)	(xi)	(xii)
1	Navjeet Singh Sobti	860715	3.33	0	0.00	0.00	0	0	0	0	3.25
2	Gurpreet N. S. Sobti*	50000	0.19	0	0.00	0.00	0	0	0	0	0.19
3	Avonmore Capital & Management Services Ltd.	13553581	52.36	0	0.00	0.00	0	0	0	0	51.11
4	Innovative Money Matters Pvt. Ltd.	85090	0.33	0	0.00	0.00	0	0	0	0	0.32
TOTAL		14549386	56.21	0	0.00	0.00	0	0	0	0	54.86

* 21521 shares acquired by the promoter Avonmore Capital & Management Services Limited on 29.09.2015 & 30.09.2015 though credited in its account after 30.09.2015 have been included in his shareholding as on 30.09.2015

(*) The term "encumbrance" has the same meaning as assigned to it in regulation 28(3) of the SAST Regulations, 2011



(l)(c)(i) Statement showing holding of securities (including shares, warrants, convertible securities) of persons belonging to the category "Public" and holding more than 1% of the total number of shares


Sr. No.	Name of the shareholder	Number of shares held	Shares as a percentage of total number of shares {i.e., Grand Total (A)+(B)+(C) indicated in Statement at para (l)(a) above}	Details of warrants		Details of convertible securities		Total shares (including underlying shares assuming full conversion of warrants and convertible securities) as a % of diluted share capital
				Number of warrants held	As a % total number of warrants of the same class	Number of convertible securities held	% w.r.t total number of convertible securities of the same class	
1	Al Anwar Holdings SAOG	3091500	11.94	0	0	0	0	11.66
2	Dilip Kumar Lakhi	1170117	4.52	0	0	0	0	4.41
3	Ramila Anant Sanghvi	359536	1.39	0	0	0	0	1.36
4	Jagdeep Singh	292700	1.13	0	0	50000	7.89	1.29
5	Banarsi Lal Mahajan	274368	1.06	0	0	0	0	1.03
TOTAL		5188221	20.04	0	0	50000	7.89	19.75



 REGISTRAR OF COMPANIES
 MUMBAI


(1)(c)(ii) Statement showing holding of securities (including shares, warrants, convertible securities) of persons (together with PAC) belonging to the category "Public" and holding more than 5% of the total number of shares of the company

Sr. No.	Name(s) of the shareholder(s) and the Persons Acting in Concert (PAC) with them	Number of shares	Shares as a percentage of total number of shares (i.e., Grand Total (A)+(B)+(C) indicated in Statement at para (1)(a) above)	Details of warrants		Details of convertible securities		Total shares (including underlying shares assuming full conversion of warrants and convertible securities) as a % of diluted share capital
				Number of warrants	As a % total number of warrants of the same class	Number of convertible securities held	% w.r.t total number of convertible securities of the same class	
1	Al Anwar Holdings SAOG	3091500	11.94	0	0	0	0	11.66
TOTAL		3091500	11.94	0	0	0	0	11.66




(l)(d) Statement showing details of locked-in shares

Sr. No.	Name of the shareholder	Number of locked-in shares	Locked-in shares as a percentage of total number of shares {i.e., Grand Total (A)+(B)+(C) indicated in Statement at para (l)(a) above}
1			
2			
3			
4			
5		NOT APPLICABLE	
6			
7			
8			
9			
TOTAL			

Amrutha


(II)(a) Statement showing details of Depository Receipts (DRs)

Sr. No.	Type of outstanding DR (ADRs, GDRs, SDRs, etc.)	Number of outstanding DRs	Number of shares underlying outstanding DRs	Shares underlying outstanding DRs as a percentage of total number of shares (i.e., Grand Total (A)+(B)+(C) indicated in Statement at para (I)(a) above)
1				
2				
3				
4				
5	NOT APPLICABLE			
6				
7				
8				
9				
TOTAL				



(II)(b) **Statement showing holding of Depository Receipts (DRs), where underlying shares held by "promoter/promoter group" are in excess of 1% of the total number of shares**

Sr. No.	Name of the DR Holder	Type of outstanding DR (ADRs, GDRs, SDRs, etc.)	Number of shares underlying outstanding DRs	Shares underlying outstanding DRs as a percentage of total number of shares {i.e., Grand Total (A)+(B)+(C) indicated in Statement at para (I)(a) above}
1				
2				
3				
4				
5	NOT APPLICABLE			
6				
7				
8				
9				
TOTAL				

