SHAREHOLDING PATTERN					
1	Name of Listed Entity:		AVONMORE CAPITLA & MANAGEMENT SERVICES LTD.- NEW RS.1/ (Pre-Scheme without PAN)		
2	Scrip Code/Name of Scrip/Class of Security		Equity		
3	Share Holding Pattern Filed under: Reg. 31(1)(a)/Reg. 31(1)(b)/Reg.31(1)(c)		Reg.31(1)(b)		
	a.	If under 31(1)(b) then indicate the report for Quarter ending	30th June, 2025		
	b.	If under 31(1)(c) then indicate date of allotment/extinguishment			
4	Declaration: The Listed entity is required to submit the following declaration to the extent of submission of information:-				
	Particulars			**Yes***	**No***
	1	Whether the Listed Entity has issued any partly paid up shares?			No
	2	Whether the Listed Entity has issued any Convertible Securities or Warrants?			No
	3	Whether the Listed Entity has any shares against which depository receipts are issued?			No
	4	Whether the Listed Entity has any shares in locked-in?			No
	5	Whether any shares held by promoters are pledge or otherwise encumbered?			No



AVONMORE CAPITLA & MANAGEMENT SERVICES LTD.-NEW RS.1/ (Pre-Scheme without PAN)

SHAREHOLDING PATTERN AS ON 30th June, 2025

Table - I Summary Statement holding of specified securities

Pre-Scheme of Arrangement

Category (I)	Category of shareholder (II)	No. of shareholder (III)	No. of fully paid up equity shares held (IV)	Partly paid-up equity shares held (V)	No. of shares underlying Depository Receipts (VI)	Total no. shares held (VII) = (IV)+(V)+(VI)	Shareholding as a % of total no. of shares (calculated as per SCRR, 1957) As a % of (A+B+C2) (VIII)	Number of Voting Rights held in each class of securities (IX)				No. of Shares Underlying Outstanding convertible securities (including Warrants, ESOP etc.) (X)	Total No of shares on fully diluted basis (including warrants, ESOP, Convertible Securities etc.) (XI)=(VII+X)	Shareholding, as a % assuming full conversion of convertible securities (as a percentage of diluted share capital) (XII) = (VII)+(X) As a % of (A+B+C2)	Number of Locked in shares (XIII)		Number of Shares pledged (XIV)		Non- Disposal Undertaking (XV)		Other encumbrances, if any (XVI)		Total Number of Shares encumbered (XVII) = (XIV+XV+XVI)		Number of equity shares held in dematerialized form (XVIII)
								No of Voting Rights			Total as a % of (A+B+C)				No. (a)	As a % of total Shares held (b)	No. (a)	As a % of total shares held (b)	*No (a)*	*As a % of total shares held (b)*	*No (a)*	*As a % of total shares held (b)*	*No (a)*	*As a % of total shares held (b)*	
								Class eg: X	Class eg: Y	Total															
(A)	Promoter & Promoter Group	4	164728197	0	0	164728197	58.3760	164728197	0	164728197	58.3760	0	164728197.0000	58	0.0000	0	0.0000	0	0	0	0	0	0	0	164728197
(B)	Public	32269	117456544	0	0	117456544	41.6240	117456544	0	117456544	41.6240	0	117456544.0000	42	0.0000	0	9679129.0000	8	0	0	0	0	0	0	115216984
(C)	Non Promoter - Non Public	0	0	0	0	0	0.0000	0	0	0	0.0000	0	0.0000	0	0.0000	0	0.0000	0	0	0	0	0	0	0	0
(C1)	**Shares Underlying DRs**	**0**	**0**	**0**	**0**	**0**	**0.0000**	**0**	**0**	**0**	**0.0000**	**0**	**0.0000**	**0**	**0.0000**	**0**	**0.0000**	**0**	**0**	**0**	**0**	**0**	**0**	**0**	**0**
(C2)	Share Held By Employees Trusts	0	0	0	0	0	0	0	0	0	0	0	0	0	0	0	0	0	0	0	0	0	0	0	0
	Total	0	0	0	0	0	0	0	0	0	0	0	0	0	0	0	0	0	0	0	0	0	0	0	0
	Total A+B+C1+C2	32273	282184741	0	0	282184741	100	282184741	0	282184741	100	0	282184741	100	0	0	9679129	3.4301	0	0	0	0	0	0	279945181



AVONMORE CAPITAL & MANAGEMENT SERVICES LTD.-NEW RS.1/ (Pre-Scheme without PAN)
SHAREHOLDING PATTERN AS ON 30th June, 2025

Table - II Statement showing shareholding pattern of the Promoter and Promer Group

Pre-Scheme of Arrangement

S.No	Category & Name of the Shareholders (I)	Entity type Promoter or Promoter group (Promoter group would exclude promoter s) (II)	No. of share holder (IV)	No. of fully paid up equity shares held (V)	Partly paid-up equity shares held (VI)	No. of shares underlying Depository Receipts (VII)	Total no. shares held (VIII = V+VI+ VII)	Shareholding % calculated as per SCRR, 1957 As a % of (A+B+C2) (IX)	Number of Voting Rights held in each class of securities (X)				No. of Shares Underlying Outstanding convertible securities (including Warrants, ESOP etc.) (XI)	Total No of shares on fully diluted basis (including warrants, ESOP, Convertible Securities etc.) (XII)=(VIII+ XI)	Total shareholding, as a % assuming full conversion of convertible securities (as a percentage of diluted share capital) (XIII) = (VIII)+(XI) as a % of A+B+C2	Number of Locked in shares (XIV)		Number of Shares pledged (XV)		NonDisposal Undertaking (XVI)		Other encumbrances, if any (XVII)		Total Number of Shares encumbered (XVIII) = (XV+XVI+XVII)		Number of equity shares held in dematerialized form (XIX)
									No of Voting Rights			Total as a % of Total Voting rights														
									Class X	Class Y	Total					No. (a)	As a % of total Shares held (b)	No. (a)	As a % of total shares held (b)	No (a)	As a % of total shares held (b)	No. (a)	As a % of total shares held (b)	No (a)	As a % of total shares held (b)	
(1)	Indian																									
(a)	Individual		2	25517917	0	0	25517917	9.0430	25517917	0	25517917	9.0430	0	25517917.0000	9	0.0000	0	0.0000	0	0	0	0	0	0	0	25517917
	Gurpreet N S Sobti			2385750	0	0	2385750	0.8455	2385750	0	2385750	0.8455	0	2385750.0000	1	0.0000	0	0.0000	0	0	0	0	0	0	0	2385750
	Navjeet Singh Sobti			23132167	0	0	23132167	8.1975	23132167	0	23132167	8.1975	0	23132167.0000	8	0.0000	0	0.0000	0	0	0	0	0	0	0	23132167
	Shlok Singh Sobti		0	0	0	0	0	0.0000	0	0	0	0.0000	0	0.0000	0	0.0000	0	0.0000	0	0	0	0	0	0	0	0
	Shabad Singh Sobti		0	0	0	0	0	0.0000	0	0	0	0.0000	0	0.0000	0	0.0000	0	0.0000	0	0	0	0	0	0	0	0
	Manpreet Singh		0	0	0		0	0.0000	0	0	0	0.0000	0	0.0000	0	0.0000	0	0.0000	0	0	0	0	0	0	0	0
	Runpreet Kaur Suri		0	0	0	0	0	0.0000	0	0	0	0.0000	0	0.0000	0	0.0000	0	0.0000	0	0	0	0	0	0	0	0
	Ripudaman Singh Sobti		0	0	0		0	0.0000	0	0	0	0.0000	0	0.0000	0	0.0000	0	0.0000	0	0	0	0	0	0	0	0
	Sukhvinder Singh Sobti		0	0	0	0	0	0.0000	0	0	0	0.0000	0	0.0000	0	0.0000	0	0.0000	0	0	0	0	0	0	0	0
	Manvinder Singh Sobti		0	0	0	0	0	0.0000	0	0	0	0.0000	0	0.0000	0	0.0000	0	0.0000	0	0	0	0	0	0	0	0
(b)	Huf		0	0	0	0	0	0.0000	0	0	0	0.0000	0	0.0000	0	0.0000	0	0.0000	0	0	0	0	0	0	0	0
	NAVJEET SINGH SOBTI HUF		0	0	0	0	0	0.0000	0	0	0	0.0000	0	0.0000	0	0.0000	0	0.0000	0	0	0	0	0	0	0	0
(c)	Central Govt /state Govt/ President Of India		0	0	0	0	0	0.0000	0	0	0	0.0000	0	0.0000	0	0.0000	0	0.0000	0	0	0	0	0	0	0	0
(d)	Financial Inst/banks		0	0	0	0	0	0.0000	0	0	0	0.0000	0	0.0000	0	0.0000	0	0.0000	0	0	0	0	0	0	0	0
(e)	Any other																									
	Other - Body Corporate		2	139210280	0	0	139210280	49.3330	139210280	0	139210280	49.3330	0	139210280.0000	49	0.0000	0	0.0000	0	0	0	0	0	0	0	139210280
	Innovative Money Matters Pvt Ltd			93479900	0	0	93479900	33.1272	93479900	0	93479900	33.1272	0	93479900.0000	33	0.0000	0	0.0000	0	0	0	0	0	0	0	93479900
	Rakam Infrastructures Private Limited			45730380	0	0	45730380	16.2058	45730380	0	45730380	16.2058	0	45730380.0000	16	0.0000	0	0.0000	0	0	0	0	0	0	0	45730380
	Sunlight Software Private Limited		0	0	0	0	0	0.0000	0	0	0	0.0000	0	0.0000	0	0.0000	0	0.0000	0	0	0	0	0	0	0	0
	Invsify Technologies Private Limited		0	0	0	0	0	0.0000	0	0	0	0.0000	0	0.0000	0	0.0000	0	0.0000	0	0	0	0	0	0	0	0
	Rinku Sobti Fashions Private Limited		0	0	0	0	0	0.0000	0	0	0	0.0000	0	0.0000	0	0.0000	0	0.0000	0	0	0	0	0	0	0	0
	Avonmore Developers Private Limited		0	0	0	0	0	0.0000	0	0	0	0.0000	0	0.0000	0	0.0000	0	0.0000	0	0	0	0	0	0	0	0
	Anemone Holdings Private Limited		0	0	0	0	0	0.0000	0	0	0	0.0000	0	0.0000	0	0.0000	0	0.0000	0	0	0	0	0	0	0	0
	Apricot Infosoft Private Limited		0	0	0	0	0	0.0000	0	0	0	0.0000	0	0.0000	0	0.0000	0	0.0000	0	0	0	0	0	0	0	0
	Glow Apparels Private Limited		0	0	0		0	0.0000	0	0	0	0.0000	0	0.0000	0	0.0000	0	0.0000	0	0	0	0	0	0	0	0
	Red Solutions Private Limited		0	0	0	0	0	0.0000	0	0	0	0.0000	0	0.0000	0	0.0000	0	0.0000	0	0	0	0	0	0	0	0
	Acrokx Realty Private Limited		0	0	0	0	0	0.0000	0	0	0	0.0000	0	0.0000	0	0.0000	0	0.0000	0	0	0	0	0	0	0	0
	Almondz Finanz Limited		0	0	0	0	0	0.0000	0	0	0	0.0000	0	0.0000	0	0.0000	0	0.0000	0	0	0	0	0	0	0	0
	Sub - Total		4	164728197	0	0	164728197	58.3760	164728197	0	164728197	58.3760	0	164728197.0000	58	0.0000	0	0.0000	0	0	0	0	0	0	0	164728197
(2)	Foreign																									
(a)	Individual(nri/ Foriegn Individual)		0	0	0	0	0	0.0000	0	0	0	0.0000	0	0.0000	0	0.0000	0	0.0000	0	0	0	0	0	0	0	0
(b)	Government		0	0	0	0	0	0.0000	0	0	0	0.0000	0	0.0000	0	0.0000	0	0.0000	0	0	0	0	0	0	0	0
(c)	Institutions		0	0	0	0	0	0.0000	0	0	0	0.0000	0	0.0000	0	0.0000	0	0.0000	0	0	0	0	0	0	0	0
(d)	Foreign Portfolio Investor		0	0	0	0	0	0.0000	0	0	0	0.0000	0	0.0000	0	0.0000	0	0.0000	0	0	0	0	0	0	0	0
(e)	Any Other																									
	Sub - Total		0	0	0	0	0	0.0000	0	0	0	0.0000	0	0.0000	0	0.0000	0	0.0000	0	0	0	0	0	0	0	0
	Total Shareholding of Promoter and Promotor Group		4	164728197	0	0	164728197	58.376	164728197	0	164728197	58.376	0	164728197	58.376	0	0	0	0	0	0	0	0	0	0	164728197

AVONMORE CAPITLA & MANAGEMENT SERVICES LTD.-NEW RS.1/ (Pre-Scheme without PAN)

SHAREHOLDING PATTERN AS ON 30th June, 2025

Table - III Statement showing shareholding pattern of the Public shareholding

Pre-Scheme of Arrangement

S.No.	Category & Name of the Shareholders (I)	PAN (II)	No. of share holder (III)	No. of fully paid up equity shares held (IV)	Partly paid- up equity shares held (V)	No. of shares underlying Depository Receipts (VI)	Total no. shares held (VII = IV+V+VI)	Shareholding % calculated as per SCRR, 1957 As a % of (A+B+C2) (VIII)	Number of Voting Rights held in each class of securities (IX)				No. of Shares Underlying Outstanding convertible securities (including Warrants, ESOP etc.) (X)	Total No of shares on fully diluted basis (including warrants, ESOP, Convertible Securities etc.) (XI)=(VII+X)	Total shareholding, as a % assuming full conversion of convertible securities (as a percentage of diluted share capital) (XII)	Number of Locked in shares (XIII)		Number of Shares pledged (XIV)		NonDisposal Undertaking (XV)		Other encumbrances, if any (XVI)		Total Number of Shares encumbered (XVII) = (XIV+XV+XVI)		Number of equity shares held in dematerialized form (XVIII)	Sub-categorization of shares (XIX)		
									No of Voting Rights			Total as a % of Total Voting rights																Shareholding (No. of shares) under		
									Class X	Class Y	Total					No. (a)	As a % of total Shares held (b)	No. (a)	As a % of total shares held (b)	No (a)	As a % of total shares held (b)	No. (a)	As a % of total shares held (b)	No (a)	As a % of total shares held (b)		Sub-category (i)	Sub-category (II)	Sub-category (III)
(1)	Institutions																												
(a)	Mutual Funds		0	0	0	0	0	0.0000	0	0	0	0.0000	0	0.0000	0	0.0000	0	0.0000	0	0	0	0	0	0	0	0	0			
(b)	Venture Capital Funds		0	0	0	0	0	0.0000	0	0	0	0.0000	0	0.0000	0	0.0000	0	0.0000	0	0	0	0	0	0	0	0	0			
(c)	Alternate Investment Funds		0	0	0	0	0	0.0000	0	0	0	0.0000	0	0.0000	0	0.0000	0	0.0000	0	0	0	0	0	0	0	0	0			
(d)	Banks		1	26000	0	0	26000	0.0092	26000	0	26000	0.0092	0	26000.0000	0	0.0000	0	0.0000	0	0	0	0	0	0	0	0	0			
(e)	Insurance Companies		0	0	0	0	0	0.0000	0	0	0	0.0000	0	0.0000	0	0.0000	0	0.0000	0	0	0	0	0	0	0	0	0			
(f)	Provident Funds/ Pension Fund		0	0	0	0	0	0.0000	0	0	0	0.0000	0	0.0000	0	0.0000	0	0.0000	0	0	0	0	0	0	0	0	0			
(g)	Asset Reconstruction Companies		0	0	0	0	0	0.0000	0	0	0	0.0000	0	0.0000	0	0.0000	0	0.0000	0	0	0	0	0	0	0	0	0			
(h)	Sovereign Wealth Funds		0	0	0	0	0	0.0000	0	0	0	0.0000	0	0.0000	0	0.0000	0	0.0000	0	0	0	0	0	0	0	0	0			
(i)	NBFCs registered with RBI		0	0	0	0	0	0.0000	0	0	0	0.0000	0	0.0000	0	0.0000	0	0.0000	0	0	0	0	0	0	0	0	0			
(j)	Other Financial Institutions		0	0	0	0	0	0.0000	0	0	0	0.0000	0	0.0000	0	0.0000	0	0.0000	0	0	0	0	0	0	0	0	0			
	Sub-total (B)(1)		1	26000	0	0	26000	0.0092	26000	0	26000	0.0092	0	26000.0000	0	0.0000	0	0.0000	0	0	0	0	0	0	0	0	0			
(2)	Institutions (Foreign)																												
(a)	Foreign Direct Investment		0	0	0	0	0	0.0000	0	0	0	0.0000	0	0.0000	0	0.0000	0	0.0000	0	0	0	0	0	0	0	0	0			
(b)	Foreign Venture Capital Investors		0	0	0	0	0	0.0000	0	0	0	0.0000	0	0.0000	0	0.0000	0	0.0000	0	0	0	0	0	0	0	0	0			
(c)	Sovereign Wealth Funds		0	0	0	0	0	0.0000	0	0	0	0.0000	0	0.0000	0	0.0000	0	0.0000	0	0	0	0	0	0	0	0	0			
(d)	Foreign Portfolio Investors Category I		0	0	0	0	0	0.0000	0	0	0	0.0000	0	0.0000	0	0.0000	0	0.0000	0	0	0	0	0	0	0	0	0			
(e)	Foreign Portfolio Investors Category II		1	125783	0	0	125783	0.0446	125783	0	125783	0.0446	0	125783.0000	0	0.0000	0	0.0000	0	0	0	0	0	0	0	0	0	125783		
(f)	Overseas Depositories (holding DRs) (balancing figure)		0	0	0	0	0	0.0000	0	0	0	0.0000	0	0.0000	0	0.0000	0	0.0000	0	0	0	0	0	0	0	0	0			
	Sub-Total B(2)		1	125783	0	0	125783	0.0446	125783	0	125783	0.0446	0	125783.0000	0	0.0000	0	0.0000	0	0	0	0	0	0	0	0	0	125783		
(3)	Central Government / State Government(s)																												
(a)	Central Government / President of India		0	0	0	0	0	0.0000	0	0	0	0.0000	0	0.0000	0	0.0000	0	0.0000	0	0	0	0	0	0	0	0	0			
(b)	State Government / Governor		0	0	0	0	0	0.0000	0	0	0	0.0000	0	0.0000	0	0.0000	0	0.0000	0	0	0	0	0	0	0	0	0			
(c)	Shareholding by Companies or Bodies Corporate where Central / State Government is a promoter		0	0	0	0	0	0.0000	0	0	0	0.0000	0	0.0000	0	0.0000	0	0.0000	0	0	0	0	0	0	0	0	0			
	Sub-Total B(3)		0	0	0	0	0	0.0000	0	0	0	0.0000	0	0.0000	0	0.0000	0	0.0000	0	0	0	0	0	0	0	0	0			
(4)	Non-institutions																												
(a)	Associate companies / Subsidiaries		0	0	0	0	0	0	0	0	0	0	0	0	0	0	0	0	0	0	0	0	0	0	0	0	0			
(b)	Directors and their relatives (excluding independent directors and nominee directors)		0	0	0	0	0	0	0	0	0	0	0	0	0	0	0	0	0	0	0	0	0	0	0	0	0			
(c)	Key Managerial Personnel		0	0	0	0	0	0	0	0	0	0	0	0	0	0	0	0	0	0	0	0	0	0	0	0	0			
(d)	Relatives of promoters (other than 'immediate relatives' of promoters disclosed under 'Promoter and Promoter Group' category)		0	0	0	0	0	0	0	0	0	0	0	0	0	0	0	0	0	0	0	0	0	0	0	0	0			
(e)	Trusts where any person belonging to 'Promoter and Promoter Group' category is 'trustee', 'beneficiary', or 'author of the trust'		0	0	0	0	0	0	0	0	0	0	0	0	0	0	0	0	0	0	0	0	0	0	0	0	0			
(f)	Investor Education and Protection Fund (IEPF)		0	0	0	0	0	0	0	0	0	0	0	0	0	0	0	0	0	0	0	0	0	0	0	0	0			
(g)	Resident Individuals holding nominal share capital up to Rs. 2 lakhs		31518	41055754	0	0	41055754	14.5492	41055754	0	41055754	14.5492	0	41055754	14.5492	0	0	816720	1.9893	0	0	0	0	0	0	0	39602204			
(h)	Resident Individuals holding nominal share capital in excess of Rs. 2 lakhs		42	45226458	0	0	45226458	16.0273	45226458	0	45226458	16.0273	0	45226458	16.0273	0	0	2599172	5.747	0	0	0	0	0	0	0	45010458			



AVONMORE CAPITLA & MANAGEMENT SERVICES LTD.-NEW RS.1/ (Pre-Scheme without PAN)

SHAREHOLDING PATTERN AS ON 30th June, 2025

Table - III Statement showing shareholding pattern of the Public shareholding

Pre-Scheme of Arrangement

	Dilipkumar Lakhi	AABPL9618G		6790656	0	0	6790656	2.4065	6790656	0	6790656	2.4065	0	6790656	2.4065	0	0	0	0							6790656			
	Girdharilal V Lakhi	AAAPL4144N		5000000	0	0	5000000	1.7719	5000000	0	5000000	1.7719	0	5000000	1.7719	0	0	0	0							5000000			
	Mahendra Girdharilal Wadhwani	AAAPW1327L		3134175	0	0	3134175	1.1107	3134175	0	3134175	1.1107	0	3134175	1.1107	0	0	0	0							3134175			
	Subhash P Rathod	AABPR3934R		13410309	0	0	13410309	4.7523	13410309	0	13410309	4.7523	0	13410309	4.7523	0	0	2204392	16.438							13410309			
(i)	Non Resident Indians (NRIs)- Non - Repatariable		87	937974	0	0	937974	0.3324	937974	0	937974	0.3324	0	937974	0.3324	0	0	50000	5.3306	0	0	0	0	0	0	937974			
	Non Resident Indians (NRIs)- Repatariable		142	1571719	0	0	1571719	0.557	1571719	0	1571719	0.557	0	1571719	0.557	0	0	0	0	0	0	0	0	0	0	1096719			
(j)	Foreign Nationals		0	0	0	0	0	0	0	0	0	0	0	0	0	0	0	0	0	0	0	0	0	0	0	0			
(k)	Foreign Companies		0	0	0	0	0	0	0	0	0	0	0	0	0	0	0	0	0	0	0	0	0	0	0	0			
(l)	Bodies Corporate		108	26630506	0	0	26630506	9.4373	26630506	0	26630506	9.4373	0	26630506	9.4373	0	0	6186237	23.2299	0	0	0	0	0	0	26561496			
	Sahi Logistics & Infra Private Limited	AAMCS7198A		16160848	0	0	16160848	5.727	16160848	0	16160848	5.727	0	16160848	5.727	0	0	2617725	16.1979							16160848			
	Thomson And Wyman Enterprises Private Limited	AAECP9460A		4140333	0	0	4140333	1.4672	4140333	0	4140333	1.4672	0	4140333	1.4672	0	0	3040000	73.424							4140333			
(m)	Trusts		0	0	0	0	0	0	0	0	0	0	0	0	0	0	0	0	0	0	0	0	0	0	0	0			
	OTHER - HUF		367	1876349	0	0	1876349	0.6649	1876349	0	1876349	0.6649	0	1876349	0.6649	0	0	27000	1.439	0	0	0	0	0	0	1876349			
	OTHER - Clearing Member/House - Corp		1	1	0	0	1	0	1	0	1	0	0	1	0	0	0	0	0	0	0	0	0	0	0	1			
	OTHER - Clearing Member/House - Ind		1	1000	0	0	1000	0.0004	1000	0	1000	0.0004	0	1000	0.0004	0	0	0	0	0	0	0	0	0	0	1000			
	OTHER - Unclaimed/Suspene/Escrrow A/c		1	5000	0	0	5000	0.0018	5000	0	5000	0.0018	0	5000	0.0018	0	0	0	0	0	0	0	0	0	0	5000			
	Sub-Total (B)(4)		32267	117304761	0	0	117304761	41.5702	117304761	0	117304761	41.5702	0	117304761	41.5702	0	0	9679129	8.2513	0	0	0	0	0	0	115091201			
	Total Public Shareholding (B) = (B)(1) + (B)(2) + (B)(3) + B(4)		32269	117456544	0	0	117456544	41.624	117456544	0	117456544	41.624	0	117456544	41.624	0	0	9679129	8.2406	0	0	0	0	0	0	115216984			



AVONMORE CAPITLA & MANAGEMENT SERVICES LTD.-NEW RS.1/ (Pre-Scheme without PAN)

SHAREHOLDING PATTERN AS ON 30th June, 2025

Table - IV Statement showing shareholding pattern of the Non Promter - Non Public shareholder

Pre-Scheme of Arrangement

S.No.	Category & Name of the Shareholders (I)	PAN (II)	No. of shareholder (III)	No. of fully paid up equity shares held (IV)	Partly paid-up equity shares held (V)	No. of shares underlying Depository Receipts (VI)	Total no. shares held (VII = IV+V+VI)	Shareholding % calculate d as per SCRR, 1957 As a % of (A+B+C2) (VIII)	Number of Voting Rights held in each class of securities (IX)				No. of Shares Underlying Outstanding convertible securities (including Warrants, ESOP, etc.) (X)	Total No of shares on fully diluted basis (including warrants, ESOP, Convertible Securities etc.) (XI)=(VII+X)	Total shareholding, as a % assuming full conversion of convertible securities (as a percentage of diluted share capital) (XII)	Number of Locked in shares (XIII)		Number of Shares pledged (XIV)		Non-Disposal Undertaking (XV)		Other encumbrances, if any (XVI)		Total Number of Shares encumbered (XVII) = (XIV+XV+X VI)		Number of equity shares held in dematerialized form (XVIII)
									No of Voting Rights			Total as a % of Total Voting rights				No. (a)	As a % of total Shares held (b)	No. (a)	As a % of total shares held (b)	*No. (a)*	*As a % of total shares held (b)*	*No. (a)*	*As a % of total shares held (b)*	*No (a)*	*As a % of total shares held (b)*	
									Class X	Class Y	Total															
(1)	Custodian/DR Holder																	N.A.							
(a)	names																	N.A.							
(2)	Employees Benefit Trust (under SEBI Based emplyees benefit) Regulation 2014																	N.A.							
(a)	names																	N.A.							
																		N.A.							
	Toral Non-Promoter Non Public shareholding C = C1+C2		0	0	0	0	0	0	0	0	0	0	0	0	0	0		N.A.							0



AVONMORE CAPITLA & MANAGEMENT SERVICES LTD.-NEW RS.1/ (Pre-Scheme without PAN)

Table V- Statement showing details of significant beneficial owners

Pre-Scheme of Arrangement

Sr. No.	Details of the significant beneficial owner (i)			Details of the registered owner (id			Particulars of the shares in which significant beneficial interest is held by the beneficial owner (in)		Date of creation / acquisition of significant beneficial interest (IV)
	Name	PAN	Nationality	Name	PAN	Nationality	Number of shares	Shareholding as a % of total no. of shares (calculated as per SCRR, 1957) As a % of (A+B+C2)	



AVONMORE CAPITLA & MANAGEMENT SERVICES LTD.-NEW RS.1/ (Pre-Scheme without PAN)

SHAREHOLDING PATTERN AS ON 30th June, 2025

Table VI - Statement showing foreign ownership limits

	Board approved limits	*Limits utilized*
As on shareholding date	49	0
As on the end of previous 1st quarter	49	0
As on the end of previous 2nd quarter	49	0
As on the end of previous 3rd quarter	49	0
As on the end of previous 4th quarter	49	0



AVONMORE CAPITAL & MANAGEMENT SERVICES LTD. (Pre-Scheme without PAN)

Sr. No	Details of SBO			Details of Registered Owner			Details of holding/exercise of right of the SBO in the reporting Company, whether director or indirect					Date of creation /acquisition of significant beneficial interest
							Whether by Virtue of:					
	Name	PAN	Nationality	Name	PAN	Nationality	Shares	Voting Rights	Rights on Distributable Dividend or any other Distribution	Exercise of control	Exercise of significant influence	
SIGNIFICANT BENEFICIAL INTEREST												
1	GURPREET N S SOBTI		India	GURPREET N S SOBTI		India	0.84	0.84	0.84	yes	yes	31-03-1997
2	GURPREET N S SOBTI		India	INNOVATIVE MONEY MATTERS PVT. LTD		India	31.32	31.32	31.32	yes	yes	14-02-2004
3	GURPREET N S SOBTI		India	RAKAM INFRASTRUCTURES PVT.LTD		India	13.41	13.41	13.41	yes	yes	30-03-2016
4	NAVJEET SINGH SOBTI		India	NAVJEET SINGH SOBTI		India	8.19	8.19	8.19	yes	Yes	31-03-1997
5	NAVJEET SINGH SOBTI		India	INNOVATIVE MONEY MATTERS PVT. LTD		India	1.79	1.79	1.79	yes	Yes	14-02-2004

Avonmore Capital & Management Services Limited

SHAREHOLDING PATTERN					
1	Name of Listed Entity:			ALMONDZ GLOBAL SECURITIES LTD-NEW FV RS.1/ (Pre Scheme without PAN)	
2	Scrip Code/Name of Scrip/Class of Security			Equity	
3	Share Holding Pattern Filed under: Reg. 31(1)(a)/Reg. 31(1)(b)/Reg.31(1)(c)			Reg.31(1)(b)	
	a.	If under 31(1)(b) then indicate the report for Quarter ending		30Th June, 2025	
	b.	If under 31(1)(c) then indicate date of allotment/extinguishment			
4	Declaration: The Listed entity is required to submit the following declaration to the extent of submission of information:-				
	Particulars			**Yes***	**No***
	1	Whether the Listed Entity has issued any partly paid up shares?			No
	2	Whether the Listed Entity has issued any Convertible Securities or Warrants?		Yes	
	3	Whether the Listed Entity has any shares against which depository receipts are issued?			No
	4	Whether the Listed Entity has any shares in locked-in?			No
	5	Whether any shares held by promoters are pledge or otherwise encumbered?			No



ALMONDZ GLOBAL SECURITIES LTD-NEW FV RS.1/ (Pre Scheme without PAN)
SHAREHOLDING PATTERN AS ON 30Th June, 2025
Table - I Summary Statement holding of specified securities

Category (I)	Category of shareholder (II)	No. of shareholder (III)	No. of fully paid up equity shares held (IV)	Partly paid-up equity shares held (V)	No. of shares underlying Depository Receipts (VI)	Total no. shares held (VII) = (IV)+(V)+(VI)	Shareholding as a % of total no. of shares (calculated as per SCRR, 1957) As a	Number of Voting Rights held in each class of securities (IX)				No. of Shares Underlying Outstanding convertible securities (including Warrants,	Total No of shares on fully diluted basis (including warrants, ESOP, Convertible Securities	Shareholding, as a % assuming full conversion of convertible securities (as a percentage of diluted share capital) (XII) = (VII)+(X) As a %	Number of Locked in shares (XIII)		Number of Shares pledged (XIV)		Non- Disposal Undertaking (XV)		Other encumbrances, if any (XVI)		Total Number of Shares encumbered (XVII) = (XIV+XV+XVI)		Number of equity shares held in dematerialized form (XVIII)
								No of Voting Rights			Total as a % of (A+B+C)				No. (a)	As a % of total Shares held (b)	No. (a)	As a % of total shares held (b)	No (a)	As a % of total shares held (b)	No (a)	As a % of total shares held	No. (a)	As a % of total shares held (b)	
								Class eg: X	Class eg: Y	Total															
(A)	Promoter & Promoter Group	2	88575130	0	0	88575130	51.0088	88575130	0	88575130	51.01	0	88575130	47.6775	0	0.0000	0	0.0000	0	0.0000	0	0.0000	0	0.0000	88575130
(B)	Public	14383	85071624	0	0	85071624	48.9912	85071624	0	85071624	48.99	12133046	97204670	52.3225	0	0.0000	10741659	12.6266	0	0.0000	0	0.0000	12.6266	10741659.0000	84383904
(C)	Non Promoter - Non Public	0	0	0	0	0	0.0000	0	0	0	0	0	0	0.0000	0	0.0000	0	0.0000	0	0.0000	0	0.0000	0	0.0000	0
(C1)	**Shares Underlying DRs**	**0**	**0**	**0**	**0**	**0**	**0.0000**	**0**	**0**	**0**	**0**	**0**	**0**	**0.0000**	**0**	**0.0000**	**0**	**0.0000**	**0**	**0.0000**	**0**	**0.0000**	**0**	**0.0000**	**0**
(C2)	Share Held By Employees Trusts	0	0	0	0	0	0.0000	0	0	0	0	0	0	0.0000	0	0.0000	0	0.0000	0	0.0000	0	0.0000	0	0.0000	0
	Total	0	0	0	0	0	0.0000	0	0	0	0	0	0	0.0000	0	0.0000	0	0.0000	0	0.0000	0	0.0000	0	0.0000	0
	Total A+B+C1+C2	**14385**	**173646754**	**0**	**0**	**173646754**	**100.0000**	**173646754**	**0**	**173646754**	**100**	**12133046**	**185779800**	**100.0000**	**0**	**0.0000**	**10741659**	**12.6266**	**0**	**0.0000**	**0**	**0.0000**	**13**	**10741659.0000**	**172959034**



ALMONDZ GLOBAL SECURITIES LTD-NEW FV RS.1/ (Pre Scheme without PAN)
SHAREHOLDING PATTERN AS ON 30Th June, 2025
Table - II Statement showing shareholding pattern of the Promoter and Promer Group

S.No.	Category & Name of the Shareholders (I)	Entity type Promoter or Promoter group (Promoter group would exclude promoter s) (II)	No. of share holder (IV)	No. of fully paid up equity shares held (V)	Partly paid-up equity shares held (VI)	No. of shares underlying Depository Receipts (VII)	Total no. shares held (VIII = V+VI+ VII)	Shareholding % calculated as per SCRR, 1957 As a % of (A+B+C2) (IX)	Number of Voting Rights held in each class of securities (X)				No. of Shares Underlying Outstanding	Total No of shares on fully diluted basis (including warrants, ESOP, Convertible Securities etc.) (XII)=(VIII+ XI)	Total shareholding, as a % assuming full conversion of convertible securities	Number of Locked in shares (XIV)		Number of Shares pledged (XV)		NonDisposal Undertaking (XVI)		Other encumbrances, if any (XVII)		Total Number of Shares encumbered (XVIII)		Number of equity shares held in dematerialized form (XIX)
									No of Voting Rights			Total as a % of Total Voting rights				No. (a)	As a % of total Shares held (b)	No. (a)	As a % of total shares held (b)	No (a)	As a % of total shares held (b)	No. (a)	As a % of total shares held (b)	No (a)	As a % of total shares held (b)	
									Class X	Class Y	Total															
(1)	Indian																									
(a)	Individual		0	0	0	0	0	0.0000	0	0	0	0.0000	0	0.0000	0	0.0000	0	0.0000	0	0	0	0	0	0	0	0
	Gurpreet N S Sobti		0	0	0	0	0	0	0	0	0	0.0000	0	0.0000	0			0.0000	0	0	0	0	0		0	0
	Navjeet Singh Sobti		0	0	0	0	0	0	0	0	0	0.0000	0	0.0000	0			0.0000	0	0	0	0	0	0	0	0
	SHLOK SINGH SOBTI		0	0	0	0	0	0	0	0	0	0.0000	0	0.0000	0			0.0000	0	0	0	0	0	0	0	0
	SHABAD SINGH SOBTI		0	0	0	0	0	0	0	0		0.0000	0	0.0000	0			0.0000	0	0	0		0			0
	MANPREET SINGH		0	0	0	0	0	0	0		0	0.0000	0	0.0000	0			0.0000	0	0	0	0	0	0	0	0
	RUNPREET KAUR SURI		0	0	0	0	0	0	0	0	0	0.0000	0	0.0000	0				0	0	0	0	0	0	0	0
	RIPUDAMAN SINGH SOBTI		0	0	0	0	0	0	0	0	0	0.0000	0	0.0000	0			0.0000	0	0	0	0	0	0	0	0
	MANVINDER SINGH SOBTI		0	0	0	0	0	0	0	0	0	0.0000	0	0.0000	0			0.0000	0	0	0	0	0	0	0	0
	SUKHVINDER SINGH SOBTI		0	0	0	0	0	0	0	0	0	0.0000	0	0.0000	0			0.0000	0	0						
(b)	Huf		0							0	0	0.0000	0	0.0000	0	0.0000	0	0.0000	0		0	0	0	0	0	0
	NAVJEET SINGH SOBTI HUF		0	0	0	0	0	0.0000	0	0	0	0.0000	0	0.0000	0	0.0000	0	0.0000	0	0	0	0	0	0	0	0
(c)	Central Govt /state Govt/ President Of India									0	0	0.0000	0	0.0000	0	0.0000	0	0.0000	0		0	0	0	0	0	0
(d)	Financial Inst/banks									0	0	0.0000	0	0.0000	0	0.0000	0	0.0000	0		0	0	0	0	0	0
(e)	Any other			88575130			88575130	51.0088	88575130	0	88575130	51.0088		88575130.0000	₹ 47.68											88575130
	Other - Body Corporate									0			0			0.0000	0	0.0000	0		0	0	0	0	0	
	Avonmore Capital & Management Services Ltd		1	87208454	0	0	87208454	50.2218	87208454	0	87208454	50.2218	0	87208454.0000	46.94	0.0000	0	0.0000	0	0	0	0	0	0	0	87208454
	Rakam Infrastructures Private Limited		1	1366676	0	0	1366676	0.7870	1366676	0	1366676	0.7870	0	1366676.0000	0.74	0.0000	0	0.0000	0							1366676
	Innovative Money Matters Private Limited		0	0	0	0	0	0.0000	0	0	0	0	0	0	0	0	0	0	0	0	0	0	0	0	0	0
	Sunlight Software Private Limited		0	0	0	0	0	0.0000	0	0	0	0	0	0	0	0	0	0	0	0	0	0	0	0	0	0
	Invsify Technologies Private Limited		0	0	0	0	0	0.0000	0	0	0	0	0	0	0	0	0	0	0	0	0	0	0	0	0	0
	Rinku Sobti Fashions Private Limited		0	0	0	0	0	0.0000	0	0	0	0	0	0	0	0	0	0	0	0	0	0	0	0	0	0
	Almondz Commodities Private Limited		0	0	0	0	0	0	0	0	0		0	0.0000	0	0.0000	0	0.0000	0	0	0	0	0	0	0	0
	Skiffle Advisory Services Limited		0	0	0	0	0	0	0	0	0		0	0.0000	0	0.0000	0	0.0000	0	0	0	0	0	0		0
	Almondz Financial Services Limited		0	0	0	0	0	0	0	0	0		0	0.0000	0	0.0000	0	0.0000	0		0	0	0		0	0
	Almondz Global Infra Consultant Limited		0	0	0	0	0	0	0	0	0		0	0.0000	0	0.0000	0	0.0000	0	0	0	0	0	0	0	0
	North Square Projects Private Limited		0	0	0	0	0	0	0	0	0	0	0	0	0	0	0	0	0	0	0	0	0	0	0	0
	Almondz – Wealth Limited		0	0	0	0	0	0	0	0	0	0	0	0	0	0	0	0	0	0	0	0	0	0	0	0
	Almondz Broking Services Limited		0	0	0	0	0	0	0	0	0	0	0	0	0	0	0	0	0	0	0	0	0	0	0	0
	Almondz Insolvency Resolutions Services Private Limited		0	0	0	0	0	0	0	0	0	0	0	0	0	0	0	0	0	0	0	0	0	0	0	0
	Avonmore Developers Private Limited		0	0	0	0	0	0	0	0	0	0	0	0	0	0	0	0	0	0	0	0	0	0	0	0
	Anemone Holdings Private Limited		0	0	0	0	0	0	0	0	0	0	0	0	0	0	0	0	0	0	0	0	0	0	0	0
	Apricot Infosoft Private Limited		0	0	0	0	0	0	0	0	0	0	0	0	0	0	0	0	0	0	0	0	0	0	0	0
	Glow Apparels Private Limited		0	0	0	0	0	0	0	0	0	0	0	0	0	0	0	0	0	0	0	0	0	0	0	0
	Red Solutions Private Limited		0	0	0	0	0	0	0	0	0	0	0	0	0	0	0	0	0	0	0	0	0	0	0	0
	Acrokx Realty Private Limited		0	0	0	0	0	0	0	0	0	0	0	0	0	0	0	0	0	0	0	0	0	0	0	0
	Almondz Finanz Limited		0	0	0	0	0	0	0	0	0	0	0	0	0	0	0	0	0	0	0	0	0	0	0	0
	Sub - Total											0	0	0	0	0	0	0	0	0	0	0	0	0	0	0
(2)	Foreign			0								0	0	0	0	0	0	0	0	0	0	0	0	0	0	0
(a)	Individual(nri/ Foriegn Individual)		0									0	0	0	0	0	0	0	0	0	0	0	0	0	0	0
(b)	Government			0								0	0	0	0	0	0	0	0	0	0	0	0	0	0	0
(c)	Institutions		0	0																						
(d)	Foreign Portfolio Investor		0																							
(e)	Any Other		2	88575130	0.00	0	0	0.0000	0	0	0	88575130	51.0100	0	88575130.0000	47.68	0.0000	0	0.0000	0	0	0		0	0	88575130
	Sub - Total		2	88575130	0.00	0	0	0.0000	0	0	0	88575130	51.0100	0	88575130.0000	47.68	0.0000	0	0.0000	0	0	0		0	0	88575130
	Total Shareholding of Promoter and Promotor Group																									



ALMONDZ GLOBAL SECURITIES LTD-NEW FV RS.1/ (Pre Scheme without PAN)
SHAREHOLDING PATTERN AS ON 30Th June, 2025
Table - III Statement showing shareholding pattern of the Public shareholding

S.No.	Category & Name of the Shareholders (I)	PAN (II)	No. of share holder (III)	No. of fully paid up equity shares held (IV)	Partly paid-up equity shares held (V)	No. of shares underlying Depository Receipts (VI)	Total no. shares held (VII = IV+V+ VI)	Shareholding % calculated as per SCRR, 1957 As a % of (A+B+C2) (VIII)	Number of Voting Rights held in each class of securities (IX)			Total as a % of Total Voting rights	No. of Shares Underlying Outstanding convertible securities (including Warrants, ESOP etc.) (X)	Total No of shares on fully diluted basis (including warrants, ESOP, Convertible Securities etc.) (XI)=(VII+X)	Total shareholding, as a % assuming full conversion of convertible securities (as a percentage of diluted share capital) (XII)	Number of Locked in shares (XIII)		Number of Shares pledged (XIV)		NonDisposal Undertaking (XV)		Other encumbrances, if any (XVI)		Total Number of Shares encumbered (XVII) = (XIV+XV+XVI)		Number of equity shares held in dematerialized form (XVIII)
									No of Voting Rights																	
									Class X	Class Y	Tota l					No. (a)	As a % of total Shares held (b)	No. (a)	As a % of total shares held (b)	N o (a)	As a % of total shares held (b)	N o. (a)	As a % of total shares held (b)	No (a)	As a % of total shares held (b)	
(1)	Institutions																									
(a)	Mutual Funds		0	0	0	0	0.0000	0.0000	0	0	0.0000	0.0000	0	0	0.0000	0	0.0000	0	0.0000	0	0.0000	0	0.0000	0	0.0000	0
(b)	Venture Capital Funds		0	0	0	0	0.0000	0.0000	0	0	0.0000	0.0000	0	0	0.0000	0	0.0000	0	0.0000	0	0.0000	0	0.0000	0	0.0000	0
(c)	Alternate Investment Funds		0	0	0	0	0.0000	0.0000	0	0	0.0000	0.0000	0	0	0.0000	0	0.0000	0	0.0000	0	0.0000	0	0.0000	0	0.0000	0
(d)	Banks		0	0	0	0	0.0000	0.0000	0	0	0.0000	0.0000	0	0	0.0000	0	0.0000	0	0.0000	0	0.0000	0	0.0000	0	0.0000	0
(e)	Insurance Companies		0	0	0	0	0.0000	0.0000	0	0	0.0000	0.0000	0	0	0.0000	0	0.0000	0	0.0000	0	0.0000	0	0.0000	0	0.0000	0
(f)	Provident Funds/ Pension Fund		0	0	0	0	0.0000	0.0000	0	0	0.0000	0.0000	0	0	0.0000	0	0.0000	0	0.0000	0	0.0000	0	0.0000	0	0.0000	0
(g)	Asset Reconstruction Companies		0	0	0	0	0.0000	0.0000	0	0	0.0000	0.0000	0	0	0.0000	0	0.0000	0	0.0000	0	0.0000	0	0.0000	0	0.0000	0
(h)	Sovereign Wealth Funds		0	0	0	0	0.0000	0.0000	0	0	0.0000	0.0000	0	0	0.0000	0	0.0000	0	0.0000	0	0.0000	0	0.0000	0	0.0000	0
(i)	NBFCs registered with RBI		0	0	0	0	0.0000	0.0000	0	0	0.0000	0.0000	0	0	0.0000	0	0.0000	0	0.0000	0	0.0000	0	0.0000	0	0.0000	0
(j)	Other Financial Institutions		0	0	0	0	0.0000	0.0000	0	0	0.0000	0.0000	0	0	0.0000	0	0.0000	0	0.0000	0	0.0000	0	0.0000	0	0.0000	0
	Sub-total (B)(1)		0	0	0	0	0.0000	0.0000	0	0	0.0000	0.0000	0	0	0.0000	0	0.0000	0	0.0000	0	0.0000	0	0.0000	0	0.0000	0
(2)	Institutions (Foreign)																									
(a)	Foreign Direct Investment		0	0	0	0	0.0000	0.0000	0	0	0.0000	0.0000	0	0	0.0000	0	0.0000	0	0.0000	0	0.0000	0	0.0000	0	0.0000	0
(b)	Foreign Venture Capital Investors		0	0	0	0	0.0000	0.0000	0	0	0.0000	0.0000	0	0	0.0000	0	0.0000	0	0.0000	0	0.0000	0	0.0000	0	0.0000	0
(c)	Sovereign Wealth Funds		0	0	0	0	0.0000	0.0000	0	0	0.0000	0.0000	0	0	0.0000	0	0.0000	0	0.0000	0	0.0000	0	0.0000	0	0.0000	0
(d)	Foreign Portfolio Investors Category I		1	1012276	0	0	1012276.0000	0.5830	1012276	0	1012276.0000	0.5830	0	1012276	0.5449	0	0.0000	0	0.0000	0	0.0000	0	0.0000	0	0.0000	1012276
(e)	Foreign Portfolio Investors Category II		1	8357	0	0	8357.0000	0.0048	8357	0	8357.0000	0.0048	0	8357	0.0045	0	0.0000	0	0.0000	0	0.0000	0	0.0000	0	0.0000	8357
(f)	Overseas Depositories (holding DRs) (balancing figure)		0	0	0	0	0.0000	0.0000	0	0	0.0000	0.0000	0	0	0.0000	0	0.0000	0	0.0000	0	0.0000	0	0.0000	0	0.0000	0
	Sub-Total B(2)		2	1020633	0	0	1020633.0000	0.5878	1020633	0	1020633.0000	0.5878	0	1020633	0.5494	0	0.0000	0	0.0000	0	0.0000	0	0.0000	0	0.0000	1020633
(3)	Central Government / State Government(s)																									
(a)	Central Government / President of India		0	0	0	0	0.0000	0.0000	0	0	0.0000	0.0000	0	0	0.0000	0	0.0000	0	0.0000	0	0.0000	0	0.0000	0	0.0000	0
(b)	State Government / Governor		0	0	0	0	0.0000	0.0000	0	0	0.0000	0.0000	0	0	0.0000	0	0.0000	0	0.0000	0	0.0000	0	0.0000	0	0.0000	0
(c)	Shareholding by Companies or Bodies Corporate where Central / State Government is a promoter		0	0	0	0	0.0000	0.0000	0	0	0.0000	0.0000	0	0	0.0000	0	0.0000	0	0.0000	0	0.0000	0	0.0000	0	0.0000	0
	Sub-Total B(3)		0	0	0	0	0.0000	0.0000	0	0	0.0000	0.0000	0	0	0.0000	0	0.0000	0	0.0000	0	0.0000	0	0.0000	0	0.0000	0
(4)	Non-institutions																									
(a)	Associate companies / Subsidiaries		0	0	0	0	0.0000	0.0000	0	0	0.0000	0.0000	0	0	0.0000	0	0.0000	0	0.0000	0	0.0000	0	0.0000	0	0.0000	0
(b)	Directors and their relatives (excluding independent directors and nominee directors)		2	2212800	0	0	2212800	0.0000	2212800	0	2212800	0.0000	3000000	5212800	2.8059	0	0.0000	0	0.0000	0	0.0000	0	0.0000	0	0.0000	2212800
	Manoj Kumar Arora			1972800	0	0	1972800.0000	1.1361	1972800	0	1972800.0000	1.1361	1800000	3772800	2.0308	0	0.0000	0	0.0000							1972800
(c)	Key Managerial Personnel				0	0		0.0000	0	0	0.0000	0.0000	99996	99996	0.0538	0	0.0000	0	0.0000	0	0.0000	0	0.0000	0	0.0000	0
(d)	Relatives of promoters (other than 'immediate relatives' of promoters disclosed under 'Promoter and Promoter Group' category)		0	0	0	0	0.0000	0.0000	0	0	0.0000	0.0000	0	0	0.0000	0	0.0000	0	0.0000	0	0.0000	0	0.0000	0	0.0000	0



ALMONDZ GLOBAL SECURITIES LTD-NEW FV RS.1/ (Pre Scheme without PAN)
SHAREHOLDING PATTERN AS ON 30Th June, 2025
Table - III Statement showing shareholding pattern of the Public shareholding

(e)	Trusts where any person belonging to 'Promoter and Promoter Group' category is 'trustee', 'beneficiary', or 'author of the trust'		0	0	0	0	0.0000	0.0000	0	0	0.0000	0.0000	0	0	0.0000	0	0.0000	0	0.0000	0	0.0000	0	0.0000	0	0.0000	0
(f)	Investor Education and Protection Fund (IEPF)		1	1680186	0	0	1680186.0000	0.9676	1680186	0	1680186.0000	0.9676	0	1680186	0.9044	0	0.0000	0	0.0000	0	0.0000	0	0.0000	0	0.0000	1680186
(g)	Resident Individuals holding nominal share capital up to Rs. 2 lakhs		13881	29057201	0	0	29057201.0000	16.7335	29057201	0	29057201.0000	16.7335	0	29057201	15.6407	0	0.0000	1330273	4.5781	0	0.0000	0	0.0000	0	0.0000	28369481
(h)	Resident Individuals holding nominal share capital in excess of Rs. 2 lakhs		35	40411162	0	0	40411162	24.5464	40411162	0	40411162	24.5464	9033050	49444212	26.6144	0	0.0000	4806089	11.2756	0	0.0000	0	0.0000	0	0.0000	40411162
	Anil Vishanji Dedhia			3400000	0	0	3400000.0000	1.9580	3400000	0	3400000.0000	1.9580	0	3400000	1.8301	0	0.0000	0	0.0000							3400000
	Dilipkumar Lakhi			3064163	0	0	3064163.0000	1.7646	3064163	0	3064163.0000	1.7646	0	3064163	1.6494	0	0.0000	0	0.0000							3064163
	Santhana Rajagopalan Nandakumar			8500000	0	0	8500000.0000	4.8950	8500000	0	8500000.0000	4.8950	0	8500000	4.5753	0	0.0000	0	0.0000							8500000
	Subhash Phootarmal Rathod			5420132	0	0	5420132.0000	3.1214	5420132	0	5420132.0000	3.1214	0	5420132	2.9175	0	0.0000	3380414	62.3677							5420132
(i)	Non Resident Indians (NRIs)- Non - Repatariable		54	800665	0	0	800665.0000	0.4611	800665	0	800665.0000	0.4611	0	800665	0.4310	0	0.0000	0	0.0000	0	0.0000	0	0.0000	0	0.0000	800665
	Non Resident Indians (NRIs)- Repatariable		52	244047	0	0	244047.0000	0.1405	244047	0	244047.0000	0.1405	0	244047	0.1314	0	0.0000	0	0.0000	0	0.0000	0	0.0000	0	0.0000	244047
(j)	Foreign Nationals		0	0	0	0	0.0000	0.0000	0	0	0.0000	0.0000	0	0	0.0000	0	0.0000	0	0.0000	0	0.0000	0	0.0000	0	0.0000	0
(k)	Foreign Companies		0	0	0	0	0.0000	0.0000	0	0	0.0000	0.0000	0	0	0.0000	0	0.0000	0	0.0000	0	0.0000	0	0.0000	0	0.0000	0
(l)	Bodies Corporate		105	7371461	0	0	7371461.0000	4.2451	7371461	0	7371461.0000	4.2451	0	7371461	3.9678	0	0.0000	4476055	60.7214	0	0.0000	0	0.0000	0	0.0000	7371461
	Infront Enterprises Private Limited			2640000	0	0	2640000.0000	1.5203	2640000	0	2640000.0000	1.5203	0	2640000	1.4210	0	0.0000	2640000	100.0000							2640000
(m)	Trusts		0	0	0	0	0.0000	0.0000	0	0	0.0000	0.0000	0	0	0.0000	0	0.0000	0	0.0000	0	0.0000	0	0.0000	0	0.0000	0
	OTHER - HUF		251	2273469	0	0	2273469.0000	1.3092	2273469	0	2273469.0000	1.3092	0	2273469	1.2237	0	0.0000	129242	5.6848	0	0.0000	0	0.0000	0	0.0000	2273469
	Sub-Total (B)(4)		14381	84050991	0	0	84050991.0000	48.4034	84050991	0	84050991.0000	48.4034	0	96184037	51.7731	0	0.0000	10741659	12.7799	0	0.0000	0	0.0000	0	0.0000	83363271
	Total Public Shareholding (B) = (B)(1) + (B)(2) + (B)(3) + B(4)		14383	85071624	0	0	85071624.0000	48.9912	85071624	0	85071624.0000	48.9912	0	97204670	52.3225	0	0.0000	10741659	12.6266	0	0.0000	0	0.0000	0	0.0000	84383904



ALMONDZ GLOBAL SECURITIES LTD-NEW FV RS.1/ (Pre Scheme without PAN)

SHAREHOLDING PATTERN AS ON 30Th June, 2025

Table - IV Statement showing shareholding pattern of the Non Promter - Non Public shareholder

S.No.	Category & Name of the Shareholders (I)	PAN (II)	No. of shareholder (III)	No. of fully paid up equity shares held (IV)	Partly paid-up equity shares held (V)	No. of shares underlying Depository Receipts (VI)	Total no. shares held (VII = IV+V+VI)	Shareholding % calculate d as per SCRR, 1957 As a % of (A+B+C2) (VIII)	Number of Voting Rights held in each class of securities (IX)				No. of Shares Underlying Outstanding convertible securities (including Warrants, ESOP, etc.) (X)	Total No of shares on fully diluted basis (including warrants, ESOP, Convertible Securities etc.) (XI)=(VII+X)	Total shareholding, as a % assuming full conversion of convertible securities (as a percentage of diluted share capital) (XII)	Number of Locked in shares (XIII)		Number of Shares pledged (XIV)		Non-Disposal Undertaking (XV)		Other encumbrances, if any (XVI)		Total Number of Shares encumbered (XVII) = (XIV+XV+X VI)		Number of equity shares held in dematerialized form (XVIII)
									No of Voting Rights			Total as a % of Total Voting rights				No. (a)	As a % of total Shares held (b)	No. (a)	As a % of total shares held (b)	*No. (a)*	*As a % of total shares held (b)*	*No. (a)*	*As a % of total shares held (b)*	*No (a)*	*As a % of total shares held (b)*	
									Class X	Class Y	Total															
(1)	Custodian/DR Holder																	N.A.							
(a)	names																	N.A.							
(2)	Employees Benefit Trust (under SEBI Based emplyees benefit) Regulation 2014																	N.A.							
(a)	names																	N.A.							
																		N.A.							
	Toral Non-Promoter Non Public shareholding C = C1+C2		0	0	0	0	0	0	0	0	0	0	0	0	0	0		N.A.							0

ALMONDZ GLOBAL SECURITIES LTD. DELHI

ALMONDZ GLOBAL SECURITIES LTD-NEW FV RS.1/ (Pre Scheme without PAN)
SHAREHOLDING PATTERN AS ON 30Th June, 2025
Table V- Statement showing details of significant beneficial owners

Sr. No.	Details of the significant beneficial owner (i)			Details of the registered owner (id			Particulars of the shares in which significant beneficial interest is held by the beneficial owner (in)		Date of creation / acquisition of significant beneficial interest (IV)
	Name	PAN	Nationality	Name	PAN	Nationality	Number of shares	Shareholding as a % of total no. of shares (calculated as per SCRR, 1957) As a % of (A+B+C2)	



ALMONDZ GLOBAL SECURITIES LTD-NEW FV RS.1/ (Pre Scheme without PAN)

SHAREHOLDING PATTERN AS ON 30Th June, 2025

Table VI - Statement showing foreign ownership limits

	Board approved limits	*Limits utilized*
As on shareholding date	49	0
As on the end of previous 1st quarter	49	0
As on the end of previous 2nd quarter	49	0
As on the end of previous 3rd quarter	49	0
As on the end of previous 4th quarter	49	0



SHAREHOLDING PATTERN (Pre Scheme of Arrangement withOUT PAN)					
1	Name of Listed Entity:		ALMONDZ BROKING SERVICES LIMITED -NEW FV RS.1/		
2	Scrip Code/Name of Scrip/Class of Security		Equity		
3	Share Holding Pattern Filed under: Reg. 31(1)(a)/Reg. 31(1)(b)/Reg.31(1)(c)		Reg.31(1)(b)		
	a.	If under 31(1)(b) then indicate the report for Quarter ending	30th June 2025		
	b.	If under 31(1)(c) then indicate date of allotment/extinguishment			
4	Declaration: The Listed entity is required to submit the following declaration to the extent of submis				
	Particulars			**Yes***	**No***
	1	Whether the Listed Entity has issued any partly paid up shares?			No
	2	Whether the Listed Entity has issued any Convertible Securities or Warrants?			No
	3	Whether the Listed Entity has any shares against which depository receipts are issued?			No
	4	Whether the Listed Entity has any shares in locked-in?			No
	5	Whether any shares held by promoters are pledge or otherwise encumbered?			No

ALMONDZ BROKING SERVICES LIMITED

ALMONDZ BROKING SERVICES LIMITED -NEW FV RS.1/

SHAREHOLDING PATTERN AS ON 30th June 2025

Table - I Summary Statement holding of specified securities (Pre Scheme of Arrangement without PAN)

Category (I)	Category of Shareholder (II)	No of Shareholders (III)	No. of fully paid Equity Share Held (IV)	No. Of Partly Paid Equity Shares Held (V)	No . Of shares underlying Depository Receipts (VI)	Total Nos. Shares Held (VII) = IV+V+VI	Shareholding as a % of total no of Shares *(calculated as per SCRR 1957)* (VIII) as a % of (A+B+C2)	No of Voting Rights held in each class of securities (IX)				No of shares undelying outstanding convertible securities (including warrants) (X)	Shareholding as a % assuming full convertions of convertible securities (as a % of diluted equity capital) (XI)=VII+X as a % of (A+B+C2)	No. of Locked in Shares (XII)		No of Shares pledged or otherwise encumbered (XIII)		No of Equity Shares Held in Dematerialized form (XIV)
								Class X	Class Y	Total	Total as a % of (A+B+C)			No. (a)	As a % of total shares held (b)	No. (a)	As a % of total shares held (b)	
(A)	Promoter & Promoter G	1	100000	0	0	100000	100.0000	100000	0	100000	100.0000	0	100.0000	0	0.0000	0	0.0000	0
(B)	Public	0	0	0	0	100000	100.0000	100000	0	100000	100.0000	0	100.0000	0	0.0000	0	0.0000	0
(C)	Non Promoter - Non Pu	0	0	0	0	0	0.0000	0	0	0	0.0000	0	0.0000	0	0.0000	0	0.0000	0
(C1)	Shares Underlying DRs	0	0	0	0	0	0.0000	0	0	0	0.0000	0	0.0000	0	0.0000	0	0.0000	0
(C2)	Share Held By Employe	0	0	0	0	0	0.0000	0	0	0	0.0000	0	0.0000	0	0.0000	0	0.0000	0
	Total	0	0	0	0	0	0.0000	0	0	0	0.0000	0	0.0000	0	0.0000	0	0.0000	0
	Total A+B+C1+C2	**1**	**100000**	**0**	**0**	**100000**	**100.0000**	**100000**	**0**	**100000**	**100.0000**	**0**	**100.0000**	**0**	**0.0000**	**0**	**0.0000**	**0**

ALMONDZ BROKING SERVICES LIMITED

ALMONDZ BROKING SERVICES LIMITED -NEW FV RS.1/

SHAREHOLDING PATTERN AS ON 30th June 2025

Table - II Statement showing shareholding pattern of the Promoter and Promer Group ((Pre Scheme of Arrangement without PAN))

S.No.	Category & Name of the Shareholder (I)	Entity type i.e.promoter OR promoter group entity (except promoter)	PAN (II)	No of Shareholders (III)	No. of fully paid Equity Share Held (IV)	No. Of Partly Paid Equity Shares Held (V)	No . Of shares underlying Depository Receipts (VI)	Total Nos. Shares Held (VII) = IV+V+VI	Shareholding as a % of total no of Shares *(calculated as per SCRR 1957)* (VIII) as a % of (A+B+C2)	No of Voting Rights held in each class of securities (IX)				No of shares undelying outstanding convertible securities (including warrants) (X)	Shareholding as a % assuming full convertions of convertible securities (as a % of diluted equity capital) (XI)=VII+X as a % of (A+B+C2)	No. of Locked in Shares (XII)		No of Shares pledged or otherwise encumbered (XIII)		No of Equity Shares Held in Dematerialized form (XIV)
										Class X	Class Y	Total	Total as a % of (A+B+C)			No. (a)	As a % of total shares held (b)	No. (a)	As a % of total shares held (b)	
(1)	Indian																			
(a)	Individual			0	0	0	0	0	0.0000	0	0	0	0.0000	0	0.0000	0	0.0000	0	0.0000	0
(b)	Huf			0	0	0	0	0	0.0000	0	0	0	0.0000	0	0.0000	0	0.0000	0	0.0000	0
(c)	Central Govt /state Govt/ President Of India			0	0	0	0	0	0.0000	0	0	0	0.0000	0	0.0000	0	0.0000	0	0.0000	0
(d)	Financial Inst/banks			0	0	0	0	0	0.0000	0	0	0	0.0000	0	0.0000	0	0.0000	0	0.0000	0
(e)	Any other																			
	Other - Body Corporate			1	100000	0	0	100000	100.0000	100000	0	100000	100.0000	0	100.0000	0	0.0000	0	0.0000	0
	Almondz Global Securities Limited				100000	0	0	100000	100.0000	100000	0	100000	100.0000	0	100.0000	0	0.0000	0	0.0000	0
	Sub - Total			1	100000	0	0	100000	100.0000	100000	0	100000	100.0000	0	100.0000	0	0.0000	0	0.0000	0
(2)	Foreign																			
(a)	Individual(nri/ Foriegn Individual)			0	0	0	0	0	0.0000	0	0	0	0.0000	0	0.0000	0	0.0000	0	0.0000	0
(b)	Government			0	0	0	0	0	0.0000	0	0	0	0.0000	0	0.0000	0	0.0000	0	0.0000	0
(c)	Institutions			0	0	0	0	0	0.0000	0	0	0	0.0000	0	0.0000	0	0.0000	0	0.0000	0
(d)	Foreign Portfolio Investor			0	0	0	0	0	0.0000	0	0	0	0.0000	0	0.0000	0	0.0000	0	0.0000	0
(e)	Any Other																			
	Sub - Total			0	0	0	0	0	0.0000	0	0	0	0.0000	0	0.0000	0	0.0000	0	0.0000	0
	Total Shareholding of Promoter and Promotor Group			1	100000	0	0	100000	100.0000	100000	0	100000	100.0000	0	100.0000	0	0.0000	0	0.0000	0



ALMONDZ BROKING SERVICES LIMITED -NEW FV RS.1/

SHAREHOLDING PATTERN AS ON 30th June 2025

Table - III Statement showing shareholding pattern of the Public shareholding ((Pre Scheme of Arrangement without PAN))

S.No.	Category & Name of the Shareholder (I)	PAN (II)	No of Shareholders (III)	No. of fully paid Equity Share Held (IV)	No. Of Partly Paid Equity Shares Held (V)	No . Of shares underlying Depository Receipts (VI)	Total Nos. Shares Held (VII) = IV+V+VI	Shareholding as a % of total no of Shares *(calculated as per SCRR 1957)* (VIII) as a % of (A+B+C2)	No of Voting Rights held in each class of securities (IX)				No of shares undelying outstanding convertible securities (including warrants) (X)	Shareholding as a % assuming full convertions of convertible securities (as a % of diluted equity capital) (XI)=VII+X as a % of (A+B+C2)	No. of Locked in Shares (XII)		No of Shares pledged or otherwise encumbered (XIII)		No of Equity Shares Held in Dematerialized form (XIV)	Sub-categorization of shares (XV)		
									No of Voting Rights			Total as a % of (A+B+C)			No. (a)	As a % of total shares held (b)	No. (a)	As a % of total shares held (b)		Shareholding (No. of shares) under		
									Class X	Class Y	Total									Sub-category (i)	Sub-category (II)	Sub-category (III)
(1)	Institutions																					
(a)	Mutual Funds		0	0.0000	0.0000	0.0000	0.0000	0.0000	0.0000	0.0000	0.0000	0.0000	0.0000	0.0000	0.0000	0.0000	0.0000	0.0000	0.0000			
(b)	Venture Capital Funds		0	0.0000	0.0000	0.0000	0.0000	0.0000	0.0000	0.0000	0.0000	0.0000	0.0000	0.0000	0.0000	0.0000	0.0000	0.0000	0.0000			
(c)	Alternate Investment Funds		0	0.0000	0.0000	0.0000	0.0000	0.0000	0.0000	0.0000	0.0000	0.0000	0.0000	0.0000	0.0000	0.0000	0.0000	0.0000	0.0000			
(d)	Banks		0	0.0000	0.0000	0.0000	0.0000	0.0000	0.0000	0.0000	0.0000	0.0000	0.0000	0.0000	0.0000	0.0000	0.0000	0.0000	0.0000			
(e)	Insurance Companies		0	0.0000	0.0000	0.0000	0.0000	0.0000	0.0000	0.0000	0.0000	0.0000	0.0000	0.0000	0.0000	0.0000	0.0000	0.0000	0.0000			
(f)	Provident Funds/ Pension Fund		0	0.0000	0.0000	0.0000	0.0000	0.0000	0.0000	0.0000	0.0000	0.0000	0.0000	0.0000	0.0000	0.0000	0.0000	0.0000	0.0000			
(g)	Asset Reconstruction Companies		0	0.0000	0.0000	0.0000	0.0000	0.0000	0.0000	0.0000	0.0000	0.0000	0.0000	0.0000	0.0000	0.0000	0.0000	0.0000	0.0000			
(h)	Sovereign Wealth Funds		0	0.0000	0.0000	0.0000	0.0000	0.0000	0.0000	0.0000	0.0000	0.0000	0.0000	0.0000	0.0000	0.0000	0.0000	0.0000	0.0000			
(i)	NBFCs registered with RBI		0	0.0000	0.0000	0.0000	0.0000	0.0000	0.0000	0.0000	0.0000	0.0000	0.0000	0.0000	0.0000	0.0000	0.0000	0.0000	0.0000			
(j)	Other Financial Institutions		0	0.0000	0.0000	0.0000	0.0000	0.0000	0.0000	0.0000	0.0000	0.0000	0.0000	0.0000	0.0000	0.0000	0.0000	0.0000	0.0000			
	Sub-total (B)(1)		0	0.0000	0.0000	0.0000	0.0000	0.0000	0.0000	0.0000	0.0000	0.0000	0.0000	0.0000	0.0000	0.0000	0.0000	0.0000	0.0000			
(2)	Institutions (Foreign)			0.0000	0.0000	0.0000	0.0000	0.0000	0.0000	0.0000	0.0000	0.0000	0.0000	0.0000	0.0000	0.0000	0.0000	0.0000	0.0000			
(a)	Foreign Direct Investment		0	0.0000	0.0000	0.0000	0.0000	0.0000	0.0000	0.0000	0.0000	0.0000	0.0000	0.0000	0.0000	0.0000	0.0000	0.0000	0.0000			
(b)	Foreign Venture Capital Investors		0	0.0000	0.0000	0.0000	0.0000	0.0000	0.0000	0.0000	0.0000	0.0000	0.0000	0.0000	0.0000	0.0000	0.0000	0.0000	0.0000			
(c)	Sovereign Wealth Funds		0	0.0000	0.0000	0.0000	0.0000	0.0000	0.0000	0.0000	0.0000	0.0000	0.0000	0.0000	0.0000	0.0000	0.0000	0.0000	0.0000	0	0	0
(d)	Foreign Portfolio Investors Category I		0	0.0000	0.0000	0.0000	0.0000	0.0000	0.0000	0.0000	0.0000	0.0000	0.0000	0.0000	0.0000	0.0000	0.0000	0.0000	0.0000			
(e)	Foreign Portfolio Investors Category II		0	0.0000	0.0000	0.0000	0.0000	0.0000	0.0000	0.0000	0.0000	0.0000	0.0000	0.0000	0.0000	0.0000	0.0000	0.0000	0.0000			
(f)	Overseas Depositories (holding DRs) (balancing figure)		0	0.0000	0.0000	0.0000	0.0000	0.0000	0.0000	0.0000	0.0000	0.0000	0.0000	0.0000	0.0000	0.0000	0.0000	0.0000	0.0000	0	0	0
	Sub-Total B(2)		0	0.0000	0.0000	0.0000	0.0000	0.0000	0.0000	0.0000	0.0000	0.0000	0.0000	0.0000	0.0000	0.0000	0.0000	0.0000	0.0000			
(3)	Central Government / State Government(s)			0.0000	0.0000	0.0000	0.0000	0.0000	0.0000	0.0000	0.0000	0.0000	0.0000	0.0000	0.0000	0.0000	0.0000	0.0000	0.0000			
(a)	Central Government / President of India		0	0.0000	0.0000	0.0000	0.0000	0.0000	0.0000	0.0000	0.0000	0.0000	0.0000	0.0000	0.0000	0.0000	0.0000	0.0000	0.0000			
(b)	State Government / Governor		0	0.0000	0.0000	0.0000	0.0000	0.0000	0.0000	0.0000	0.0000	0.0000	0.0000	0.0000	0.0000	0.0000	0.0000	0.0000	0.0000			
(c)	Shareholding by Companies or Bodies Corporate where C		0	0.0000	0.0000	0.0000	0.0000	0.0000	0.0000	0.0000	0.0000	0.0000	0.0000	0.0000	0.0000	0.0000	0.0000	0.0000	0.0000			
	Sub-Total B(3)		0	0.0000	0.0000	0.0000	0.0000	0.0000	0.0000	0.0000	0.0000	0.0000	0.0000	0.0000	0.0000	0.0000	0.0000	0.0000	0.0000			
(4)	Non-institutions			0.0000	0.0000	0.0000	0.0000	0.0000	0.0000	0.0000	0.0000	0.0000	0.0000	0.0000	0.0000	0.0000	0.0000	0.0000	0.0000			
(a)	Associate companies / Subsidiaries		0	0.0000	0.0000	0.0000	0.0000	0.0000	0.0000	0.0000	0.0000	0.0000	0.0000	0.0000	0.0000	0.0000	0.0000	0.0000	0.0000			
(b)	Directors and their relatives (excluding independent directors and nominee directors)		0	0.0000	0.0000	0.0000	0.0000	0.0000	0.0000	0.0000	0.0000	0.0000	0.0000	0.0000	0.0000	0.0000	0.0000	0.0000	0.0000			
(c)	Key Managerial Personnel		0	0.0000	0.0000	0.0000	0.0000	0.0000	0.0000	0.0000	0.0000	0.0000	0.0000	0.0000	0.0000	0.0000	0.0000	0.0000	0.0000	0	0	0
(d)	Relatives of promoters (other than 'immediate relatives' of promoters disclosed under 'Promoter and Promoter Group' category)		0	0.0000	0.0000	0.0000	0.0000	0.0000	0.0000	0.0000	0.0000	0.0000	0.0000	0.0000	0.0000	0.0000	0.0000	0.0000	0.0000			
(e)	Trusts where any person belonging to 'Promoter and Promoter Group' category is 'trustee', 'beneficiary', or 'author of the trust'		0	0.0000	0.0000	0.0000	0.0000	0.0000	0.0000	0.0000	0.0000	0.0000	0.0000	0.0000	0.0000	0.0000	0.0000	0.0000	0.0000			
(f)	Investor Education and Protection Fund (IEPF)			0.0000	0.0000	0.0000	0.0000	0.0000	0.0000	0.0000	0.0000	0.0000	0.0000	0.0000	0.0000	0.0000	0.0000	0.0000	0.0000	0	0	0
(g)	Resident Individuals holding nominal share capital up to Rs. 2 lakhs			0.0000	0.0000	0.0000	0.0000	0.0000	0.0000	0.0000	0.0000	0.0000	0.0000	0.0000	0.0000	0.0000	0.0000	0.0000	0.0000	0	0	0
(h)	Resident Individuals holding nominal share capital in excess of Rs. 2 lakhs			0.0000	0.0000	0.0000	0.0000	0.0000	0.0000	0.0000	0.0000	0.0000	0.0000	0.0000	0.0000	0.0000	0.0000	0.0000	0.0000	0	0	0

ALMONDZ BROKING SERVICES LIMITED

ALMONDZ BROKING SERVICES LIMITED -NEW FV RS.1/
SHAREHOLDING PATTERN AS ON 30th June 2025
Table - III Statement showing shareholding pattern of the Public shareholding ((Pre Scheme of Arrangement without PAN))

S.No.	Category & Name of the Shareholder (I)	PAN (II)	No of Shareholders (III)	No. of fully paid Equity Share Held (IV)	No. Of Partly Paid Equity Shares Held (V)	No . Of shares underlying Depository Receipts (VI)	Total Nos. Shares Held (VII) = IV+V+VI	Shareholding as a % of total no of Shares *(calculated as per SCRR 1957)* (VIII) as a % of (A+B+C2)	No of Voting Rights held in each class of securities (IX)				No of shares undelying outstanding convertible securities (including warrants) (X)	Shareholding as a % assuming full convertions of convertible securities (as a % of diluted equity capital) (XI)=VII+X as a % of (A+B+C2)	No. of Locked in Shares (XII)		No of Shares pledged or otherwise encumbered (XIII)		No of Equity Shares Held in Dematerialized form (XIV)	Sub-categorization of shares (XV)		
									No of Voting Rights			Total as a % of (A+B+C)			No. (a)	As a % of total shares held (b)	No. (a)	As a % of total shares held (b)		Shareholding (No. of shares) under		
									Class X	Class Y	Total									Sub-category (i)	Sub-category (II)	Sub-category (III)
(i)	Non Resident Indians (NRIs)- Non - Repatariable			0.0000	0.0000	0.0000	0.0000	0.0000	0.0000	0.0000	0.0000	0.0000	0.0000	0.0000	0.0000	0.0000	0.0000	0.0000	0.0000	0	0	0
	Non Resident Indians (NRIs)- Repatariable			0.0000	0.0000	0.0000	0.0000	0.0000	0.0000	0.0000	0.0000	0.0000	0.0000	0.0000	0.0000	0.0000	0.0000	0.0000	0.0000	0	0	0
(j)	Foreign Nationals			0.0000	0.0000	0.0000	0.0000	0.0000	0.0000	0.0000	0.0000	0.0000	0.0000	0.0000	0.0000	0.0000	0.0000	0.0000	0.0000			
(k)	Foreign Companies			0.0000	0.0000	0.0000	0.0000	0.0000	0.0000	0.0000	0.0000	0.0000	0.0000	0.0000	0.0000	0.0000	0.0000	0.0000	0.0000			
(l)	Bodies Corporate			0.0000	0.0000	0.0000	0.0000	0.0000	0.0000	0.0000	0.0000	0.0000	0.0000	0.0000	0.0000	0.0000	0.0000	0.0000	0.0000	0	0	0
(m)	Trusts			0.0000	0.0000	0.0000	0.0000	0.0000	0.0000	0.0000	0.0000	0.0000	0.0000	0.0000	0.0000	0.0000	0.0000	0.0000	0.0000			
	OTHER - HUF			0.0000	0.0000	0.0000	0.0000	0.0000	0.0000	0.0000	0.0000	0.0000	0.0000	0.0000	0.0000	0.0000	0.0000	0.0000	0.0000	0	0	0
	OTHER - Clearing Member/House - Ind			0.0000	0.0000	0.0000	0.0000	0.0000	0.0000	0.0000	0.0000	0.0000	0.0000	0.0000	0.0000	0.0000	0.0000	0.0000	0.0000	0	0	0
	Sub-Total (B)(4)			0.0000	0.0000	0.0000	0.0000	0.0000	0.0000	0.0000	0.0000	0.0000	0.0000	0.0000	0.0000	0.0000	0.0000	0.0000	0.0000			
	Total Public Shareholding (B) = (B)(1) + (B)(2) + (B)(3) + B(4)			0.0000	0.0000	0.0000	0.0000	0.0000	0.0000	0.0000	0.0000	0.0000	0.0000	0.0000	0.0000	0.0000	0.0000	0.0000	0.0000			

ALMONDZ BROKING SERVICES LIMITED
Sdewani

ALMONDZ BROKING SERVICES LIMITED -NEW FV RS.1/

SHAREHOLDING PATTERN AS ON 30th June 2025

Table - IV Statement showing shareholding pattern of the Non Promter - Non Public shareholder ((Pre Scheme of Arrangement without PAN))

S.No.	Category & Name of the Shareholder (I)	PAN (II)	No of Shareholders (III)	No. of fully paid Equity Share Held (IV)	No. Of Partly Paid Equity Shares Held (V)	No . Of shares underlying Depository Receipts (VI)	Total Nos. Shares Held (VII) = IV+V+ VI	Shareholding as a % of total no of Shares *(calculated as per SCRR 1957)* (VIII) as a % of (A+B+C2)	No of Voting Rights held in each class of securities (IX)				No of shares undelying outstanding convertible securities (including warrants) (X)	Shareholding as a % assuming full convertions of convertible securities (as a % of diluted equity capital) (XI)=VII+X as a % of (A+B+C2)	No. of Locked in Shares (XII)		No of Shares pledged or otherwise		No of Equity Shares Held in Dematerialized form (XIV)
									No of Voting Rights			Total as a % of (A+B+C)			No. (a)	As a % of total shares held (b)	No. (a)	As a % of total shares held (b)	
									Class X	Class Y	Total								
(1)	Custodian/DR Holder																N.A.		
(a)	names																N.A.		
(2)	Employees Benefit Trust (under SEBI Based emplyees benefit) Regulation 2014																N.A.		
(a)	names																N.A.		
																	N.A.		
	Toral Non-Promoter Non Public shareholding C = C1+C2		0	0	0	0	0	0	0	0	0	0	0	0	0	0	N.A.		0

ALMONDZ BROKING SERVICES LIMITED

ALMONDZ BROKING SERVICES LIMITED -NEW FV RS.1/
SHAREHOLDING PATTERN AS ON 30th June 2025
Table VI - Statement showing foreign ownership limits (Pre-Scheme of Arrangement without PAN)

	Board approved limits	*Limits utilized*
As on shareholding date	49	0
As on the end of previous 1st quarter	49	0
As on the end of previous 2nd quarter	49	0
As on the end of previous 3rd quarter	49	0
As on the end of previous 4th quarter	49	0



SHAREHOLDING PATTERN					
1	Name of Listed Entity:			**Almondz Insolvency Resolutions Private Limited, Face value of Rs. 10 each (Pre Scheme- without PAN)**	
2	Scrip Code/Name of Scrip/Class of Security			**Equity**	
3	Share Holding Pattern Filed under: Reg. 31(1)(a)/Reg. 31(1)(b)/Reg.31(1)(c)			**Reg.31(1)(b)**	
	a.	If under 31(1)(b) then indicate the report for Quarter ending		**30th June 2025**	
	b.	If under 31(1)(c) then indicate date of allotment/extinguishment			
4	Declaration: The Listed entity is required to submit the following declaration to the extent of submission of information:-				
	Particulars			**Yes***	**No***
	1	Whether the Listed Entity has issued any partly paid up shares?			**No**
	2	Whether the Listed Entity has issued any Convertible Securities or Warrants?			**No**
	3	Whether the Listed Entity has any shares against which depository receipts are issued?			**No**
	4	Whether the Listed Entity has any shares in locked-in?			**No**
	5	Whether any shares held by promoters are pledge or otherwise encumbered?			**No**



Almondz Insolvency Resolutions Private Limited, Face value of Rs. 10 each (Pre Scheme- without PAN)
SHAREHOLDING PATTERN AS ON 30th June 2025
Table - I Summary Statement holding of specified securities

Category (I)	Category of Shareholder (II)	No of Shareholders (III)	No. of fully paid Equity Share Held (IV)	No. of Partly Paid Equity Shares Held (V)	No . of shares underlying Depository Receipts (VI)	Total Nos. Shares Held (VII) = IV+V+VI	Shareholding as a % of total no of Shares *(calculated as per SCRR 1957)* (VIII) as a % of (A+B+C2)	No of Voting Rights held in each class of securities (IX)				No of shares undelying outstanding convertible securities (including warrants) (X)	Shareholding as a % assuming full convertions of convertible securities (as a % of diluted equity capital) (XI)=VII+X as a % of (A+B+C2)	No. of Locked in Shares (XII)		No of Shares pledged or otherwise encumbered (XIII)		No of Equity Shares Held in Dematerialized form (XIV)
								Class X	Class Y	Total	Total as a % of (A+B+C)			No. (a)	As a % of total shares held (b)	No. (a)	As a % of total shares held (b)	
(A)	Promoter & Promoter Group	1	100000	0	0	100000	100.0000	100000	0	100000	100.0000	0	0.0000	0	0.0000	0	0.0000	0
(B)	Public	0	0	0	0	0	0.0000	0	0	0	0.0000	0	0.0000	0	0.0000	0	0.0000	0
(C)	Non Promoter - Non Public	0	0	0	0	0	0.0000	0	0	0	0.0000	0	0.0000	0	0.0000	0	0.0000	0
(C1)	Shares Underlying DRs	0	0	0	0	0	0.0000	0	0	0	0.0000	0	0.0000	0	0.0000	0	0.0000	0
(C2)	Share Held By Employees Trusts	0	0	0	0	0	0.0000	0	0	0	0.0000	0	0.0000	0	0.0000	0	0.0000	0
	Total	0	0	0	0	0	0.0000	0	0	0	0.0000	0	0.0000	0	0.0000	0	0.0000	0
	Total A+B+C1+C2	**1**	**100000**	**0**	**0**	**100000**	**100**	**100000**	**0**	**100000**	**100.0**	**0.0000**	**0.0000**	**0**	**0.0000**	**0.0000**	**0.0000**	**0.0000**



Almondz Insolvency Resolutions Private Limited, Face value of Rs. 10 each (Pre Scheme- without PAN)
SHAREHOLDING PATTERN AS ON 30th June 2025
Table - II Statement showing shareholding pattern of the Promoter and Promer Group

S.No.	Category & Name of the Shareholder (I)	Entity type i.e.promoter OR promoter group entity (except promoter)	PAN (II)	No of Shareholders (III)	No. of fully paid Equity Share Held (IV)	No. Of Partly Paid Equity Shares Held (V)	No . Of shares underlying Depository Receipts (VI)	Total Nos. Shares Held (VII) = IV+V+VI	Shareholding as a % of total no of Shares *(calculated as per SCRR 1957)* (VIII) as a % of (A+B+C2)	No of Voting Rights held in each class of securities (IX)				No of shares undelying outstanding convertible securities (including warrants) (X)	Shareholding as a % assuming full convertions of convertible securities (as a % of diluted equity capital) (XI)=VII+X as a % of (A+B+C2)	No. of Locked in Shares (XII)		No of Shares pledged or otherwise encumbered (XIII)		No of Equity Shares Held in Dematerialized form (XIV)
										Class X	Class Y	Total	Total as a % of (A+B+C)			No. (a)	As a % of total shares held (b)	No. (a)	As a % of total shares held (b)	
(1)	Indian																			
(a)	Individual			0	0	0	0	0	0.0000	0	0	0	0.0000	0	0.0000	0	0.0000	0	0.0000	0
(b)	Huf			0	0	0	0	0	0.0000	0	0	0	0.0000	0	0.0000	0	0.0000	0	0.0000	0
(c)	Central Govt /state Govt/ President Of India			0	0	0	0	0	0.0000	0	0	0	0.0000	0	0.0000	0	0.0000	0	0.0000	0
(d)	Financial Inst/banks			0	0	0	0	0	0.0000	0	0	0	0.0000	0	0.0000	0	0.0000	0	0.0000	0
(e)	Any other																			
	Other - Body Corporate			1	100000	0	0	100000	100	100000	0	100000	100.0000	0	0.0000	0	0.0000	0	0.0000	0
	Almondz Global Securities Limited				100000	0	0	100000	100.0000	100000	0	100000	100.0000	0	0.0000	0	0.0000	0	0.0000	0
	Sub - Total			1	100000	0	0	100000	100.0000	100000	0	100000	100.0000	0	0.0000	0	0.0000	0	0.0000	0
(2)	Foreign																			0
(a)	Individual(nri/ Foriegn Individual)			0	0	0	0	0	0.0000	0	0	0	0.0000	0	0.0000	0	0.0000	0	0.0000	0
(b)	Government			0	0	0	0	0	0.0000	0	0	0	0.0000	0	0.0000	0	0.0000	0	0.0000	0
(c)	Institutions			0	0	0	0	0	0.0000	0	0	0	0.0000	0	0.0000	0	0.0000	0	0.0000	0
(d)	Foreign Portfolio Investor			0	0	0	0	0	0.0000	0	0	0	0.0000	0	0.0000	0	0.0000	0	0.0000	0
(e)	Any Other																			0
	Sub - Total			0	0	0	0	0	0.0000	0	0	0	0.0000	0	0.0000	0	0.0000	0	0.0000	0
	Total Shareholding of Promoter and Promotor Group			1	33000	0	0	33000	100.0000	33000	0	33000	100.0000	0	0.0000	0	0.0000	0	0.0000	0



Almondz Insolvency Resolutions Private Limited, Face value of Rs. 10 each (Pre Scheme- without PAN)
SHAREHOLDING PATTERN AS ON 30th June 2025
Table - III Statement showing shareholding pattern of the Public shareholding

S.No.	Category & Name of the Shareholder (I)	PAN (II)	No of Shareholders (III)	No. of fully paid Equity Share Held (IV)	No. Of Partly Paid Equity Shares Held (V)	No . Of shares underlying Depository Receipts (VI)	Total Nos. Shares Held (VII) = IV+V+VI	Shareholding as a % of total no of Shares *(calculated as per SCRR 1957)* (VIII) as a % of (A+B+C2)	No of Voting Rights held in each class of securities (IX)				No of shares undelying outstanding convertible securities (including warrants) (X)	Shareholding as a % assuming full convertions of convertible securities (as a % of diluted equity capital) (XI)=VII+X as a % of (A+B+C2)	No. of Locked in Shares (XII)		No of Shares pledged or otherwise encumbered (XIII)		No of Equity Shares Held in Dematerialized form (XIV)	Sub-categorization of shares (XV)		
									No of Voting Rights			Total as a % of (A+B+C)			No. (a)	As a % of total shares held (b)	No. (a)	As a % of total shares held (b)		Shareholding (No. of shares) under		
									Class X	Class Y	Total									Sub-category (i)	Sub-category (II)	Sub-category (III)
(1)	Institutions																					
(a)	Mutual Funds		0	0	0	0	0	0.0000	0	0	0	0.0000	0	0	0	0	0	0	0			
(b)	Venture Capital Funds		0	0	0	0	0	0.0000	0	0	0	0.0000	0	0	0	0	0	0	0			
(c)	Alternate Investment Funds		0	0	0	0	0	0.0000	0	0	0	0.0000	0	0	0	0	0	0	0			
(d)	Banks		0	0	0	0	0	0.0000	0	0	0	0.0000	0	0	0	0	0	0	0			
(e)	Insurance Companies		0	0	0	0	0	0.0000	0	0	0	0.0000	0	0	0	0	0	0	0			
(f)	Provident Funds/ Pension Fund		0	0	0	0	0	0.0000	0	0	0	0.0000	0	0	0	0	0	0	0			
(g)	Asset Reconstruction Companies		0	0	0	0	0	0.0000	0	0	0	0.0000	0	0	0	0	0	0	0			
(h)	Sovereign Wealth Funds		0	0	0	0	0	0.0000	0	0	0	0.0000	0	0	0	0	0	0	0			
(i)	NBFCs registered with RBI		0	0	0	0	0	0.0000	0	0	0	0.0000	0	0	0	0	0	0	0			
(j)	Other Financial Institutions		0	0	0	0	0	0.0000	0	0	0	0.0000	0	0	0	0	0	0	0			
	Sub-total (B)(1)		0	0	0	0	0	0.0000	0	0	0	0.0000	0	0	0	0	0	0	0			
(2)	Institutions (Foreign)													0	0	0	0	0	0			
(a)	Foreign Direct Investment		0	0	0	0	0	0.0000	0	0	0	0.0000	0	0	0	0	0	0	0			
(b)	Foreign Venture Capital Investors		0	0	0	0	0	0.0000	0	0	0	0.0000	0	0	0	0	0	0	0			
(c)	Sovereign Wealth Funds		0	0	0	0	0	0.0000	0	0	0	0.0000	0	0	0	0	0	0	0			
(d)	Foreign Portfolio Investors Category I		0	0	0	0	0	0	0	0	0	0	0	0	0	0	0	0	0	0	0	0
(e)	Foreign Portfolio Investors Category II		0	0	0	0	0	0.0000	0	0	0	0.0000	0	0	0	0	0	0	0			
(f)	Overseas Depositories (holding DRs) (balancin		0	0	0	0	0	0.0000	0	0	0	0.0000	0	0	0	0	0	0	0			
	Sub-Total B(2)		0	0	0	0	0	0	0	0	0	0	0	0	0	0	0	0	0	0	0	0
(3)	Central Government / State Government(s)													0	0	0	0	0	0			
(a)	Central Government / President of India		0	0	0	0	0	0.0000	0	0	0	0.0000	0	0	0	0	0	0	0			
(b)	State Government / Governor		0	0	0	0	0	0.0000	0	0	0	0.0000	0	0	0	0	0	0	0			
(c)	Shareholding by Companies or Bodies Corpora		0	0	0	0	0	0.0000	0	0	0	0.0000	0	0	0	0	0	0	0			
	Sub-Total B(3)		0	0	0	0	0	0.0000	0	0	0	0.0000	0	0	0	0	0	0	0			
(4)	Non-institutions													0	0	0	0	0	0			
(a)	Associate companies / Subsidiaries		0	0	0	0	0	0.0000	0	0	0	0.0000	0	0	0	0	0	0	0			
(b)	Directors and their relatives (excluding independent directors and nominee directors)		0	0	0	0	0	0	0	0	0	0	0	0	0	0	0	0	0			
(c)	Key Managerial Personnel		0	0	0	0	0	0	0	0	0	0	0	0	0	0	0	0	0	0	0	0
(d)	Relatives of promoters (other than 'immediate relatives' of promoters disclosed under 'Promoter and Promoter Group' category)		0	0	0	0	0	0		0	0	0	0	0	0	0	0	0	0			

Almondz Insolvency Resolutions Services Pvt. Ltd. New Delhi

Almondz Insolvency Resolutions Private Limited, Face value of Rs. 10 each (Pre Scheme- without PAN)
SHAREHOLDING PATTERN AS ON 30th June 2025
Table - III Statement showing shareholding pattern of the Public shareholding

S.No.	Category & Name of the Shareholder (I)	PAN (II)	No of Shareholders (III)	No. of fully paid Equity Share Held (IV)	No. Of Partly Paid Equity Shares Held (V)	No . Of shares underlying Depository Receipts (VI)	Total Nos. Shares Held (VII) = IV+V+VI	Shareholding as a % of total no of Shares *(calculated as per SCRR 1957)* (VIII) as a % of (A+B+C2)	No of Voting Rights held in each class of securities (IX)				No of shares undelying outstanding convertible securities (including warrants) (X)	Shareholding as a % assuming full convertions of convertible securities (as a % of diluted equity capital) (XI)=VII+X as a % of (A+B+C2)	No. of Locked in Shares (XII)		No of Shares pledged or otherwise encumbered (XIII)		No of Equity Shares Held in Dematerialized form (XIV)	Sub-categorization of shares (XV)		
									No of Voting Rights			Total as a % of (A+B+C)			No. (a)	As a % of total shares held (b)	No. (a)	As a % of total shares held (b)		Shareholding (No. of shares) under		
									Class X	Class Y	Total									Sub-category (i)	Sub-category (II)	Sub-category (III)
(e)	Trusts where any person belonging to 'Promoter and Promoter Group' category is 'trustee', 'beneficiary', or 'author of the trust'		0	0	0	0	0	0	0	0	0	0	0	0	0	0	0	0	0			
(f)	Investor Education and Protection Fund (IEPF)		0	0	0	0	0	0	0	0	0	0	0	0	0	0	0	0	0	0	0	0
(g)	Resident Individuals holding nominal share capital up to Rs. 2 lakhs		0	0	0	0	0	0	0	0	0	0	0	0	0	0	0	0	0	0	0	0
(h)	Resident Individuals holding nominal share capital in excess of Rs. 2 lakhs		0	0	0	0	0	0	0	0	0	0	0	0	0	0	0	0	0	0	0	0
(i)	Non Resident Indians (NRIs)-Non - Repatariable		0	0	0	0	0	0	0	0	0	0	0	0	0	0	0	0	0	0	0	0
	Non Resident Indians (NRIs)-Repatariable		0	0	0	0	0	0	0	0	0	0	0	0	0	0	0	0	0	0	0	0
(j)	Foreign Nationals		0	0	0	0	0	0	0	0	0	0	0	0	0	0	0	0	0			
(k)	Foreign Companies		0	0	0	0	0	0	0	0	0	0	0	0	0	0	0	0	0			
(l)	Bodies Corporate		0	0	0	0	0	0	0	0	0	0	0	0	0	0	0	0	0	0	0	0
(m)	Trusts		0	0	0	0	0	0	0	0	0	0	0	0	0	0	0	0	0	0	0	0
	OTHER - HUF		0	0	0	0	0	0	0	0	0	0	0	0	0	0	0	0	0	0	0	0
	OTHER - Clearing Member/House - Ind		0	0	0	0	0	0	0	0	0	0	0	0	0	0	0	0	0	0	0	0
	Sub-Total (B)(4)		0	0	0	0	0	0	0	0	0	0	0	0	0	0	0	0	0	0	0	0
	Total Public Shareholding (B) = (B)(1) + (B)(2) + (B)(3) + B(4)		0	0	0	0	0	0	0	0	0	0	0	0	0	0	0	0	0			

Almondz Insolvency Resolutions Services Pvt. Ltd. New Delhi

Almondz Insolvency Resolutions Private Limited, Face value of Rs. 10 each (Pre Scheme- without PAN)
SHAREHOLDING PATTERN AS ON 30th June 2025
Table - IV Statement showing shareholding pattern of the Non Promter - Non Public shareholder

S.No.	Category & Name of the Shareholder (I)	PAN (II)	No of Shareholders (III)	No. of fully paid Equity Share Held (IV)	No. Of Partly Paid Equity Shares Held (V)	No . Of shares underlying Depository Receipts (VI)	Total Nos. Shares Held (VII) = IV+V+ VI	Shareholding as a % of total no of Shares *(calculated as per SCRR 1957)* (VIII) as a % of (A+B+C2)	No of Voting Rights held in each class of securities (IX)				No of shares undelying outstanding convertible securities (including warrants) (X)	Shareholding as a % assuming full convertions of convertible securities (as a % of diluted equity capital) (XI)=VII+X as a % of (A+B+C2)	No. of Locked in Shares (XII)		No of Shares pledged or otherwise		No of Equity Shares Held in Dematerialized form (XIV)
									No of Voting Rights			Total as a % of (A+B+C)			No. (a)	As a % of total shares held (b)	No. (a)	As a % of total shares held (b)	
									Class X	Class Y	Total								
(1)	Custodian/DR Holder																N.A.		
(a)	names																N.A.		
(2)	Employees Benefit Trust (under SEBI Based emplyees benefit) Regulation 2014																N.A.		
(a)	names																N.A.		
																	N.A.		
	Toral Non-Promoter Non Public shareholding C = C1+C2		0	0	0	0	0	0	0	0	0	0	0	0	0	0	N.A.		0



Almondz Insolvency Resolutions Private Limited, Face value of Rs. 10 each (Pre Scheme- without PAN)

SHAREHOLDING PATTERN AS ON 30th June 2025

Table V- Statement showing details of significant beneficial owners

Sr. No.	Details of the significant beneficial owner (i)			Details of the registered owner (id			Particulars of the shares in which significant beneficial interest is held by the beneficial owner (in)		Date of creation / acquisition of significant beneficial interest (IV)
	Name	PAN	Nationality	Name	PAN	Nationality	Number of shares	Shareholding as a % of total no. of shares (calculated as per SCRR, 1957) As a % of (A+B+C2)	



Almondz Insolvency Resolutions Private Limited, Face value of Rs. 10 each (Pre Scheme-without PAN)

SHAREHOLDING PATTERN AS ON 30th June 2025

Table VI - Statement showing foreign ownership limits

	Board approved limits	*Limits utilized*
As on shareholding date	0	0
As on the end of previous 1st quarter	0	0
As on the end of previous 2nd quarter	0	0
As on the end of previous 3rd quarter	0	0
As on the end of previous 4th quarter	0	0



SHAREHOLDING PATTERN					
1	Name of Listed Entity:		Almondz Finanz Limited, Face value of Rs. 10 each (Pre Scheme- without PAN)		
2	Scrip Code/Name of Scrip/Class of Security		Equity		
3	Share Holding Pattern Filed under: Reg. 31(1)(a)/Reg. 31(1)(b)/Reg.31(1)(c)		Reg.31(1)(b)		
	a.	If under 31(1)(b) then indicate the report for Quarter ending	30th June 2025		
	b.	If under 31(1)(c) then indicate date of allotment/extinguishment			
4	Declaration: The Listed entity is required to submit the following declaration to the extent of submission of information:-				
	Particulars			**Yes***	**No***
	1	Whether the Listed Entity has issued any partly paid up shares?			No
	2	Whether the Listed Entity has issued any Convertible Securities or Warrants?			No
	3	Whether the Listed Entity has any shares against which depository receipts are issued?			No
	4	Whether the Listed Entity has any shares in locked-in?			No
	5	Whether any shares held by promoters are pledge or otherwise encumbered?			No

ALMONDZ FINANZ LIMITED
New Delhi

Almondz Finanz Limited, Face value of Rs. 10 each (Pre Scheme- without PAN)
SHAREHOLDING PATTERN AS ON 30th June 2025
Table - I Summary Statement holding of specified securities

Category (I)	Category of Shareholder (II)	No of Shareholders (III)	No. of fully paid Equity Share Held (IV)	No. of Partly Paid Equity Shares Held (V)	No . of shares underlying Depository Receipts (VI)	Total Nos. Shares Held (VII) = IV+V+VI	Shareholding as a % of total no of Shares *(calculated as per SCRR 1957)* (VIII) as a % of (A+B+C2)	No of Voting Rights held in each class of securities (IX)				No of shares undelying outstanding convertible securities (including warrants) (X)	Shareholding as a % assuming full convertions of convertible securities (as a % of diluted equity capital) (XI)=VII+X as a % of (A+B+C2)	No. of Locked in Shares (XII)		No of Shares pledged or otherwise encumbered (XIII)		No of Equity Shares Held in Dematerialized form (XIV)
								Class X	Class Y	Total	Total as a % of (A+B+C)			No. (a)	As a % of total shares held (b)	No. (a)	As a % of total shares held (b)	
(A)	Promoter & Promoter Group	1	30000000	0	0	30000000	100	30000000	0	30000000	100	0	0.0000	0	0.0000	0	0.0000	0
(B)	Public	0	0	0	0	0	0.0000	0	0	0	0.0000	0	0.0000	0	0.0000	0	0.0000	0
(C)	Non Promoter - Non Public	0	0	0	0	0	0.0000	0	0	0	0.0000	0	0.0000	0	0.0000	0	0.0000	0
(C1)	Shares Underlying DRs	0	0	0	0	0	0.0000	0	0	0	0.0000	0	0.0000	0	0.0000	0	0.0000	0
(C2)	Share Held By Employees Trusts	0	0	0	0	0	0.0000	0	0	0	0.0000	0	0.0000	0	0.0000	0	0.0000	0
	Total	0	0	0	0	0	0.0000	0	0	0	0.0000	0	0.0000	0	0.0000	0	0.0000	0
	Total A+B+C1+C2	**1**	**30000000**	**0**	**0**	**30000000**	**100**	**30000000**	**0**	**30000000**	**0.0000**	**0.0000**	**0.0000**	**0**	**0.0000**	**0.0000**	**0.0000**	**0.0000**



Almondz Finanz Limited, Face value of Rs. 10 each (Pre Scheme- without PAN)
SHAREHOLDING PATTERN AS ON 30th June 2025
Table - II Statement showing shareholding pattern of the Promoter and Promer Group

S.No.	Category & Name of the Shareholder (I)	Entity type i.e.promoter OR promoter group entity (except promoter)	PAN (II)	No of Shareholders (III)	No. of fully paid Equity Share Held (IV)	No. Of Partly Paid Equity Shares Held (V)	No . Of shares underlying Depository Receipts (VI)	Total Nos. Shares Held (VII) = IV+V+VI	Shareholding as a % of total no of Shares *(calculated as per SCRR 1957)* (VIII) as a % of (A+B+C2)	No of Voting Rights held in each class of securities (IX)				No of shares undelying outstanding convertible securities (including warrants) (X)	Shareholding as a % assuming full convertions of convertible securities (as a % of diluted equity capital) (XI)=VII+X as a % of (A+B+C2)	No. of Locked in Shares (XII)		No of Shares pledged or otherwise encumbered (XIII)		No of Equity Shares Held in Dematerialized form (XIV)
										Class X	Class Y	Total	Total as a % of (A+B+C)			No. (a)	As a % of total shares held (b)	No. (a)	As a % of total shares held (b)	
(1)	Indian																			
(a)	Individual			0	0	0	0	0	0.0000	0	0	0	0.0000	0	0.0000	0	0.0000	0	0.0000	0
(b)	Huf			0	0	0	0	0	0.0000	0	0	0	0.0000	0	0.0000	0	0.0000	0	0.0000	0
(c)	Central Govt /state Govt/ President Of India			0	0	0	0	0	0.0000	0	0	0	0.0000	0	0.0000	0	0.0000	0	0.0000	0
(d)	Financial Inst/banks			0	0	0	0	0	0.0000	0	0	0	0.0000	0	0.0000	0	0.0000	0	0.0000	0
(e)	Any other																			
	Other - Body Corporate			1	30000000	0	0	30000000	100	30000000	0	30000000	100.0000	0	0.0000	0	0.0000	0	0.0000	0
	Avonmore Capital & Management Services Ltd				30000000	0	0	30000000	100.0000	30000000	0	30000000	100.0000	0	0.0000	0	0.0000	0	0.0000	0
	Sub - Total			1	30000000	0	0	30000000	100.0000	30000000	0	30000000	100.0000	0	0.0000	0	0.0000	0	0.0000	0
(2)	Foreign																			0
(a)	Individual(nri/ Foriegn Individual)			0	0	0	0	0	0.0000	0	0	0	0.0000	0	0.0000	0	0.0000	0	0.0000	0
(b)	Government			0	0	0	0	0	0.0000	0	0	0	0.0000	0	0.0000	0	0.0000	0	0.0000	0
(c)	Institutions			0	0	0	0	0	0.0000	0	0	0	0.0000	0	0.0000	0	0.0000	0	0.0000	0
(d)	Foreign Portfolio Investor			0	0	0	0	0	0.0000	0	0	0	0.0000	0	0.0000	0	0.0000	0	0.0000	0
(e)	Any Other																			0
	Sub - Total			0	0	0	0	0	0.0000	0	0	0	0.0000	0	0.0000	0	0.0000	0	0.0000	0
	Total Shareholding of Promoter and Promotor Group			1	30000000	0	0	30000000	100.0000	30000000	0	30000000	100.0000	0	0.0000	0	0.0000	0	0.0000	0

ALMONDZ FINANZ LIMITED
New Delhi

Almondz Finanz Limited, Face value of Rs. 10 each (Pre Scheme- without PAN)
SHAREHOLDING PATTERN AS ON 30th June 2025
Table - III Statement showing shareholding pattern of the Public shareholding

S.No.	Category & Name of the Shareholder (I)	PAN (II)	No of Shareholders (III)	No. of fully paid Equity Share Held (IV)	No. Of Partly Paid Equity Shares Held (V)	No . Of shares underlying Depository Receipts (VI)	Total Nos. Shares Held (VII) = IV+V+VI	Shareholding as a % of total no of Shares *(calculated as per SCRR 1957)* (VIII) as a % of (A+B+C2)	No of Voting Rights held in each class of securities (IX)				No of shares undelying outstanding convertible securities (including warrants) (X)	Shareholding as a % assuming full convertions of convertible securities (as a % of diluted equity capital) (XI)=VII+X as a % of (A+B+C2)	No. of Locked in Shares (XII)		No of Shares pledged or otherwise encumbered (XIII)		No of Equity Shares Held in Dematerialized form (XIV)	Sub-categorization of shares (XV)		
									No of Voting Rights			Total as a % of (A+B+C)			No. (a)	As a % of total shares held (b)	No. (a)	As a % of total shares held (b)		Shareholding (No. of shares) under		
									Class X	Class Y	Total									Sub-category (i)	Sub-category (II)	Sub-category (III)
(1)	Institutions																					
(a)	Mutual Funds		0	0	0	0	0	0.0000	0	0	0	0.0000	0	0	0	0	0	0	0			
(b)	Venture Capital Funds		0	0	0	0	0	0.0000	0	0	0	0.0000	0	0	0	0	0	0	0			
(c)	Alternate Investment Funds		0	0	0	0	0	0.0000	0	0	0	0.0000	0	0	0	0	0	0	0			
(d)	Banks		0	0	0	0	0	0.0000	0	0	0	0.0000	0	0	0	0	0	0	0			
(e)	Insurance Companies		0	0	0	0	0	0.0000	0	0	0	0.0000	0	0	0	0	0	0	0			
(f)	Provident Funds/ Pension Fund		0	0	0	0	0	0.0000	0	0	0	0.0000	0	0	0	0	0	0	0			
(g)	Asset Reconstruction Companies		0	0	0	0	0	0.0000	0	0	0	0.0000	0	0	0	0	0	0	0			
(h)	Sovereign Wealth Funds		0	0	0	0	0	0.0000	0	0	0	0.0000	0	0	0	0	0	0	0			
(i)	NBFCs registered with RBI		0	0	0	0	0	0.0000	0	0	0	0.0000	0	0	0	0	0	0	0			
(j)	Other Financial Institutions		0	0	0	0	0	0.0000	0	0	0	0.0000	0	0	0	0	0	0	0			
	Sub-total (B)(1)		0	0	0	0	0	0.0000	0	0	0	0.0000	0	0	0	0	0	0	0			
(2)	Institutions (Foreign)													0	0	0	0	0	0			
(a)	Foreign Direct Investment		0	0	0	0	0	0.0000	0	0	0	0.0000	0	0	0	0	0	0	0			
(b)	Foreign Venture Capital Investors		0	0	0	0	0	0.0000	0	0	0	0.0000	0	0	0	0	0	0	0			
(c)	Sovereign Wealth Funds		0	0	0	0	0	0.0000	0	0	0	0.0000	0	0	0	0	0	0	0			
(d)	Foreign Portfolio Investors Category I		0	0	0	0	0	0	0	0	0	0	0	0	0	0	0	0	0	0	0	0
			0	0	0	0	0	0	0	0	0	0	0	0	0	0	0	0	0	0	0	0
(e)	Foreign Portfolio Investors Category II		0	0	0	0	0	0.0000	0	0	0	0.0000	0	0	0	0	0	0	0			
(f)	Overseas Depositories (holding DRs) (balancing figure)		0	0	0	0	0	0.0000	0	0	0	0.0000	0	0	0	0	0	0	0			
	Sub-Total B(2)		0	0	0	0	0	0	0	0	0	0	0	0	0	0	0	0	0	0	0	0
(3)	Central Government / State Government(s)													0	0	0	0	0	0			
(a)	Central Government / President of India		0	0	0	0	0	0.0000	0	0	0	0.0000	0	0	0	0	0	0	0			
(b)	State Government / Governor		0	0	0	0	0	0.0000	0	0	0	0.0000	0	0	0	0	0	0	0			
(c)	Shareholding by Companies or Bodies Corporate where Central / State Government is a promoter		0	0	0	0	0	0.0000	0	0	0	0.0000	0	0	0	0	0	0	0			
	Sub-Total B(3)		0	0	0	0	0	0.0000	0	0	0	0.0000	0	0	0	0	0	0	0			
(4)	Non-institutions													0	0	0	0	0	0			
(a)	Associate companies / Subsidiaries		0	0	0	0	0	0.0000	0	0	0	0.0000	0	0	0	0	0	0	0			



Almondz Finanz Limited, Face value of Rs. 10 each (Pre Scheme- without PAN)
SHAREHOLDING PATTERN AS ON 30th June 2025
Table - III Statement showing shareholding pattern of the Public shareholding

S.No.	Category & Name of the Shareholder (I)	PAN (II)	No of Shareholders (III)	No. of fully paid Equity Share Held (IV)	No. Of Partly Paid Equity Shares Held (V)	No . Of shares underlying Depository Receipts (VI)	Total Nos. Shares Held (VII) = IV+V+VI	Shareholding as a % of total no of Shares *(calculated as per SCRR 1957)* (VIII) as a % of (A+B+C2)	No of Voting Rights held in each class of securities (IX)				No of shares undelying outstanding convertible securities (including warrants) (X)	Shareholding as a % assuming full convertions of convertible securities (as a % of diluted equity capital) (XI)=VII+X as a % of (A+B+C2)	No. of Locked in Shares (XII)		No of Shares pledged or otherwise encumbered (XIII)		No of Equity Shares Held in Dematerialized form (XIV)	Sub-categorization of shares (XV)		
									No of Voting Rights			Total as a % of (A+B+C)			No. (a)	As a % of total shares held (b)	No. (a)	As a % of total shares held (b)		Shareholding (No. of shares) under		
									Class X	Class Y	Total									Sub-category (i)	Sub-category (II)	Sub-category (III)
(b)	Directors and their relatives (excluding independent directors and nominee directors)		0	0	0	0	0	0	0	0	0	0	0	0	0	0	0	0	0			
(c)	Key Managerial Personnel		0	0	0	0	0	0	0	0	0	0	0	0	0	0	0	0	0	0	0	0
(d)	Relatives of promoters (other than 'immediate relatives' of promoters disclosed under 'Promoter and Promoter Group' category)		0	0	0	0	0	0		0	0	0	0	0	0	0	0	0	0			
(e)	Trusts where any person belonging to 'Promoter and Promoter Group' category is 'trustee', 'beneficiary', or 'author of the trust'		0	0	0	0	0	0	0	0	0	0	0	0	0	0	0	0	0			
(f)	Investor Education and Protection Fund (IEPF)		0	0	0	0	0	0	0	0	0	0	0	0	0	0	0	0	0	0	0	0
(g)	Resident Individuals holding nominal share capital up to Rs. 2 lakhs		0	0	0	0	0	0	0	0	0	0	0	0	0	0	0	0	0	0	0	0
(h)	Resident Individuals holding nominal share capital in excess of Rs. 2 lakhs		0	0	0	0	0	0	0	0	0	0	0	0	0	0	0	0	0	0	0	0
(i)	Non Resident Indians (NRIs)-Non - Repatariable		0	0	0	0	0	0	0	0	0	0	0	0	0	0	0	0	0	0	0	0
	Non Resident Indians (NRIs)-Repatariable		0	0	0	0	0	0	0	0	0	0	0	0	0	0	0	0	0	0	0	0
(j)	Foreign Nationals		0	0	0	0	0	0	0	0	0	0	0	0	0	0	0	0	0			
(k)	Foreign Companies		0	0	0	0	0	0	0	0	0	0	0	0	0	0	0	0	0			
(l)	Bodies Corporate		0	0	0	0	0	0	0	0	0	0	0	0	0	0	0	0	0	0	0	0
(m)	Trusts		0	0	0	0	0	0	0	0	0	0	0	0	0	0	0	0	0	0	0	0
	OTHER - HUF		0	0	0	0	0	0	0	0	0	0	0	0	0	0	0	0	0	0	0	0
	OTHER - Clearing Member/House - Ind		0	0	0	0	0	0	0	0	0	0	0	0	0	0	0	0	0	0	0	0
	Sub-Total (B)(4)		0	0	0	0	0	0	0	0	0	0	0	0	0	0	0	0	0	0	0	0
	Total Public Shareholding (B) = (B)(1) + (B)(2) + (B)(3) + B(4)		0	0	0	0	0	0	0	0	0	0	0	0	0	0	0	0	0			

ALMONDZ FINANZ LIMITED New Delhi

Almondz Finanz Limited, Face value of Rs. 10 each (Pre Scheme- without PAN)

SHAREHOLDING PATTERN AS ON 30th June 2025

Table - IV Statement showing shareholding pattern of the Non Promter - Non Public shareholder

S.No.	Category & Name of the Shareholder (I)	PAN (II)	No of Shareholders (III)	No. of fully paid Equity Share Held (IV)	No. Of Partly Paid Equity Shares Held (V)	No . Of shares underlying Depository Receipts (VI)	Total Nos. Shares Held (VII) = IV+V+ VI	Shareholding as a % of total no of Shares *(calculated as per SCRR 1957)* (VIII) as a % of (A+B+C2)	No of Voting Rights held in each class of securities (IX)				No of shares undelying outstanding convertible securities (including warrants) (X)	Shareholding as a % assuming full convertions of convertible securities (as a % of diluted equity capital) (XI)=VII+X as a % of (A+B+C2)	No. of Locked in Shares (XII)		No of Shares pledged or otherwise		No of Equity Shares Held in Dematerialized form (XIV)
									No of Voting Rights			Total as a % of (A+B+C)			No. (a)	As a % of total shares held (b)	No. (a)	As a % of total shares held (b)	
									Class X	Class Y	Total								
(1)	Custodian/DR Holder																N.A.		
(a)	names																N.A.		
(2)	Employees Benefit Trust (under SEBI Based emplyees benefit) Regulation 2014																N.A.		
(a)	names																N.A.		
																	N.A.		
	Toral Non-Promoter Non Public shareholding C = C1+C2		0	0	0	0	0	0	0	0	0	0	0	0	0	0	N.A.		0

ALMONDZ FINANZ LIMITED New Delhi

Almondz Finanz Limited, Face value of Rs. 10 each (Pre Scheme- without PAN)

SHAREHOLDING PATTERN AS ON 30th June 2025

Table V- Statement showing details of significant beneficial owners

Sr. No.	Details of the significant beneficial owner (i)			Details of the registered owner (id			Particulars of the shares in which significant beneficial interest is held by the beneficial owner (in)		Date of creation / acquisition of significant beneficial interest (IV)
	Name	PAN	Nationality	Name	PAN	Nationality	Number of shares	Shareholding as a % of total no. of shares (calculated as per SCRR, 1957) As a % of (A+B+C2)	

ALMONDZ FINANZ LIMITED New Delhi

Almondz Finanz Limited, Face value of Rs. 10 each (Pre Scheme- without PAN)

SHAREHOLDING PATTERN AS ON 30th June 2025

Table VI - Statement showing foreign ownership limits

	Board approved limits	*Limits utilized*
As on shareholding date	0	0
As on the end of previous 1st quarter	0	0
As on the end of previous 2nd quarter	0	0
As on the end of previous 3rd quarter	0	0
As on the end of previous 4th quarter	0	0



SHAREHOLDING PATTERN					
1	Name of Listed Entity:		Apricot Infosoft Private Limited, Face value of Rs. 10 each (Pre Scheme- without PAN)		
2	Scrip Code/Name of Scrip/Class of Security		Equity		
3	Share Holding Pattern Filed under: Reg. 31(1)(a)/Reg. 31(1)(b)/Reg.31(1)(c)		Reg.31(1)(b)		
	a.	If under 31(1)(b) then indicate the report for Quarter ending	30th June 2025		
	b.	If under 31(1)(c) then indicate date of allotment/extinguishment			
4	Declaration: The Listed entity is required to submit the following declaration to the extent of submission of information:-				
	Particulars			**Yes***	**No***
	1	Whether the Listed Entity has issued any partly paid up shares?			No
	2	Whether the Listed Entity has issued any Convertible Securities or Warrants?			No
	3	Whether the Listed Entity has any shares against which depository receipts are issued?			No
	4	Whether the Listed Entity has any shares in locked-in?			No
	5	Whether any shares held by promoters are pledge or otherwise encumbered?			No



Apricot Infosoft Private Limited, Face value of Rs. 10 each (Pre Scheme- without PAN)
SHAREHOLDING PATTERN AS ON 30th June 2025
Table - I Summary Statement holding of specified securities

Category (I)	Category of Shareholder (II)	No of Shareholders (III)	No. of fully paid Equity Share Held (IV)	No. of Partly Paid Equity Shares Held (V)	No . of shares underlying Depository Receipts (VI)	Total Nos. Shares Held (VII) = IV+V+VI	Shareholding as a % of total no of Shares *(calculated as per SCRR 1957)* (VIII) as a % of (A+B+C2)	No of Voting Rights held in each class of securities (IX)				No of shares undelying outstanding convertible securities (including warrants) (X)	Shareholding as a % assuming full convertions of convertible securities (as a % of diluted equity capital) (XI)=VII+X as a % of (A+B+C2)	No. of Locked in Shares (XII)		No of Shares pledged or otherwise encumbered (XIII)		No of Equity Shares Held in Dematerialized form (XIV)
								Class X	Class Y	Total	Total as a % of (A+B+C)			No. (a)	As a % of total shares held (b)	No. (a)	As a % of total shares held (b)	
(A)	Promoter & Promoter Group	1	3000000	0	0	3000000	100	3000000	0	3000000	100	0	0.0000	0	0.0000	0	0.0000	0
(B)	Public	0		0	0	0	0.0000	0	0	0	0.0000	0	0.0000	0	0.0000	0	0.0000	0
(C)	Non Promoter - Non Public	0		0	0	0	0.0000	0	0	0	0.0000	0	0.0000	0	0.0000	0	0.0000	0
(C1)	Shares Underlying DRs	0		0	0	0	0.0000	0	0	0	0.0000	0	0.0000	0	0.0000	0	0.0000	0
(C2)	Share Held By Employees Trusts	0	0	0	0	0	0.0000	0	0	0	0.0000	0	0.0000	0	0.0000	0	0.0000	0
	Total	0	0	0	0	0	0.0000	0	0	0	0.0000	0	0.0000	0	0.0000	0	0.0000	0
	Total A+B+C1+C2	**1**	**3000000**	**0**	**0**	**3000000**	**100**	**3000000**	**0**	**3000000**	**0.0000**	**0.0000**	**0.0000**	**0**	**0.0000**	**0.0000**	**0.0000**	**0.0000**



Apricot Infosoft Private Limited, Face value of Rs. 10 each (Pre Scheme- without PAN)
SHAREHOLDING PATTERN AS ON 30th June 2025
Table - II Statement showing shareholding pattern of the Promoter and Promer Group

S.No.	Category & Name of the Shareholder (I)	Entity type i.e.promoter OR promoter group entity (except promoter)	PAN (II)	No of Shareholders (III)	No. of fully paid Equity Share Held (IV)	No. Of Partly Paid Equity Shares Held (V)	No . Of shares underlying Depository Receipts (VI)	Total Nos. Shares Held (VII) = IV+V+VI	Shareholding as a % of total no of Shares *(calculated as per SCRR 1957)* (VIII) as a % of (A+B+C2)	No of Voting Rights held in each class of securities (IX)				No of shares undelying outstanding convertible securities (including warrants) (X)	Shareholding as a % assuming full convertions of convertible securities (as a % of diluted equity capital) (XI)=VII+X as a % of (A+B+C2)	No. of Locked in Shares (XII)		No of Shares pledged or otherwise encumbered (XIII)		No of Equity Shares Held in Dematerialized form (XIV)
										Class X	Class Y	Total	Total as a % of (A+B+C)			No. (a)	As a % of total shares held (b)	No. (a)	As a % of total shares held (b)	
(1)	Indian																			
(a)	Individual			0	0	0	0	0	0.0000	0	0	0	0.0000	0	0.0000	0	0.0000	0	0.0000	0
(b)	Huf			0	0	0	0	0	0.0000	0	0	0	0.0000	0	0.0000	0	0.0000	0	0.0000	0
(c)	Central Govt /state Govt/ President Of India			0	0	0	0	0	0.0000	0	0	0	0.0000	0	0.0000	0	0.0000	0	0.0000	0
(d)	Financial Inst/banks			0	0	0	0	0	0.0000	0	0	0	0.0000	0	0.0000	0	0.0000	0	0.0000	0
(e)	Any other																			
	Other - Body Corporate			1	3000000	0	0	3000000	100	3000000	0	3000000	100.0000	0	0.0000	0	0.0000	0	0.0000	0
	Avonmore Capital & Management Services Ltd				3000000	0	0	3000000	100.0000	3000000	0	3000000	100.0000	0	0.0000	0	0.0000	0	0.0000	0
	Sub - Total			1	3000000	0	0	3000000	100.0000	3000000	0	3000000	100.0000	0	0.0000	0	0.0000	0	0.0000	0
(2)	Foreign																			
(a)	Individual(nri/ Foriegn Individual)			0	0	0	0	0	0.0000	0	0	0	0.0000	0	0.0000	0	0.0000	0	0.0000	0
(b)	Government			0	0	0	0	0	0.0000	0	0	0	0.0000	0	0.0000	0	0.0000	0	0.0000	0
(c)	Institutions			0	0	0	0	0	0.0000	0	0	0	0.0000	0	0.0000	0	0.0000	0	0.0000	0
(d)	Foreign Portfolio Investor			0	0	0	0	0	0.0000	0	0	0	0.0000	0	0.0000	0	0.0000	0	0.0000	0
(e)	Any Other																			
	Sub - Total			0	0	0	0	0	0.0000	0	0	0	0.0000	0	0.0000	0	0.0000	0	0.0000	0
	Total Shareholding of Promoter and Promotor Group			1	3000000	0	0	3000000	100.0000	3000000	0	3000000	100.0000	0	0.0000	0	0.0000	0	0.0000	0



Apricot Infosoft Private Limited, Face value of Rs. 10 each (Pre Scheme- without PAN)
SHAREHOLDING PATTERN AS ON 30th June 2025
Table - III Statement showing shareholding pattern of the Public shareholding

S.No.	Category & Name of the Shareholder (I)	PAN (II)	No of Shareholders (III)	No. of fully paid Equity Share Held (IV)	No. Of Partly Paid Equity Shares Held (V)	No . Of shares underlying Depository Receipts (VI)	Total Nos. Shares Held (VII) = IV+V+VI	Shareholding as a % of total no of Shares *(calculated as per SCRR 1957)* (VIII) as a % of (A+B+C2)	No of Voting Rights held in each class of securities (IX)				No of shares undelying outstanding convertible securities (including warrants) (X)	Shareholding as a % assuming full conversions of convertible securities (as a % of diluted equity capital) (XI)=VII+X as a % of (A+B+C2)	No. of Locked in Shares (XII)		No of Shares pledged or otherwise encumbered (XIII)		No of Equity Shares Held in Dematerialized form (XIV)	Sub-categorization of shares (XV)		
									No of Voting Rights			Total as a % of (A+B+C)			No. (a)	As a % of total shares held (b)	No. (a)	As a % of total shares held (b)		Shareholding (No. of shares) under		
									Class X	Class Y	Total									Sub-category (i)	Sub-category (II)	Sub-category (III)
(1)	Institutions																					
(a)	Mutual Funds		0	0	0	0	0	0.0000	0	0	0	0.0000	0	0	0	0	0	0	0			
(b)	Venture Capital Funds		0	0	0	0	0	0.0000	0	0	0	0.0000	0	0	0	0	0	0	0			
(c)	Alternate Investment Funds		0	0	0	0	0	0.0000	0	0	0	0.0000	0	0	0	0	0	0	0			
(d)	Banks		0	0	0	0	0	0.0000	0	0	0	0.0000	0	0	0	0	0	0	0			
(e)	Insurance Companies		0	0	0	0	0	0.0000	0	0	0	0.0000	0	0	0	0	0	0	0			
(f)	Provident Funds/ Pension Fund		0	0	0	0	0	0.0000	0	0	0	0.0000	0	0	0	0	0	0	0			
(g)	Asset Reconstruction Companies		0	0	0	0	0	0.0000	0	0	0	0.0000	0	0	0	0	0	0	0			
(h)	Sovereign Wealth Funds		0	0	0	0	0	0.0000	0	0	0	0.0000	0	0	0	0	0	0	0			
(i)	NBFCs registered with RBI		0	0	0	0	0	0.0000	0	0	0	0.0000	0	0	0	0	0	0	0			
(j)	Other Financial Institutions		0	0	0	0	0	0.0000	0	0	0	0.0000	0	0	0	0	0	0	0			
	Sub-total (B)(1)		0	0	0	0	0	0.0000	0	0	0	0.0000	0	0	0	0	0	0	0			
(2)	Institutions (Foreign)														0	0	0	0	0			
(a)	Foreign Direct Investment		0	0	0	0	0	0.0000	0	0	0	0.0000	0	0	0	0	0	0	0			
(b)	Foreign Venture Capital Investors		0	0	0	0	0	0.0000	0	0	0	0.0000	0	0	0	0	0	0	0			
(c)	Sovereign Wealth Funds		0	0	0	0	0	0.0000	0	0	0	0.0000	0	0	0	0	0	0	0			
(d)	Foreign Portfolio Investors Category I		0	0	0	0	0	0	0	0	0	0	0	0	0	0	0	0	0	0	0	0
(e)	Foreign Portfolio Investors Category II		0	0	0	0	0	0.0000	0	0	0	0.0000	0	0	0	0	0	0	0			
(f)	Overseas Depositories (holding DRs) (balancing		0	0	0	0	0	0.0000	0	0	0	0.0000	0	0	0	0	0	0	0			
	Sub-Total B(2)		0	0	0	0	0	0	0	0	0	0	0	0	0	0	0	0	0	0	0	0
(3)	Central Government / State Government(s)														0	0	0	0	0			
(a)	Central Government / President of India		0	0	0	0	0	0.0000	0	0	0	0.0000	0	0	0	0	0	0	0			
(b)	State Government / Governor		0	0	0	0	0	0.0000	0	0	0	0.0000	0	0	0	0	0	0	0			
(c)	Shareholding by Companies or Bodies Corpora		0	0	0	0	0	0.0000	0	0	0	0.0000	0	0	0	0	0	0	0			
	Sub-Total B(3)		0	0	0	0	0	0.0000	0	0	0	0.0000	0	0	0	0	0	0	0			
(4)	Non-institutions														0	0	0	0	0			
(a)	Associate companies / Subsidiaries		0	0	0	0	0	0.0000	0	0	0	0.0000	0	0	0	0	0	0	0			
(b)	Directors and their relatives (excluding independent directors and nominee directors)		0	0	0	0	0	0	0	0	0	0	0	0	0	0	0	0	0			
(c)	Key Managerial Personnel		0	0	0	0	0	0	0	0	0	0	0	0	0	0	0	0	0	0	0	0
(d)	Relatives of promoters (other than 'immediate relatives' of promoters disclosed under 'Promoter and Promoter Group' category)		0	0	0	0	0	0		0	0	0	0	0	0	0	0	0	0			
(e)	Trusts where any person belonging to 'Promoter and Promoter Group' category is 'trustee', 'beneficiary', or 'author of the trust'		0	0	0	0	0	0	0	0	0	0	0	0	0	0	0	0	0			
(f)	Investor Education and Protection Fund (IEPF)		0	0	0	0	0	0	0	0	0	0	0	0	0	0	0	0	0	0	0	0

Apricot Infosoft Private Limited, Face value of Rs. 10 each (Pre Scheme- without PAN)
SHAREHOLDING PATTERN AS ON 30th June 2025
Table - III Statement showing shareholding pattern of the Public shareholding

S.No.	Category & Name of the Shareholder (I)	PAN (II)	No of Shareholders (III)	No. of fully paid Equity Share Held (IV)	No. Of Partly Paid Equity Shares Held (V)	No . Of shares underlying Depository Receipts (VI)	Total Nos. Shares Held (VII) = IV+V+VI	Shareholding as a % of total no of Shares *(calculated as per SCRR 1957)* (VIII) as a % of (A+B+C2)	No of Voting Rights held in each class of securities (IX)				No of shares undelying outstanding convertible securities (including warrants) (X)	Shareholding as a % assuming full convertions of convertible securities (as a % of diluted equity capital) (XI)=VII+X as a % of (A+B+C2)	No. of Locked in Shares (XII)		No of Shares pledged or otherwise encumbered (XIII)		No of Equity Shares Held in Dematerialized form (XIV)	Sub-categorization of shares (XV)		
									No of Voting Rights			Total as a % of (A+B+C)			No. (a)	As a % of total shares held (b)	No. (a)	As a % of total shares held (b)		Shareholding (No. of shares) under		
									Class X	Class Y	Total									Sub-category (i)	Sub-category (II)	Sub-category (III)
(g)	Resident Individuals holding nominal share capital up to Rs. 2 lakhs		0	0	0	0	0	0	0	0	0	0	0	0	0	0	0	0	0	0	0	0
(h)	Resident Individuals holding nominal share capital in excess of Rs. 2 lakhs		0	0	0	0	0	0	0	0	0	0	0	0	0	0	0	0	0	0	0	0
(i)	Non Resident Indians (NRIs)-Non - Repatariable		0	0	0	0	0	0	0	0	0	0	0	0	0	0	0	0	0	0	0	0
	Non Resident Indians (NRIs)-Repatariable		0	0	0	0	0	0	0	0	0	0	0	0	0	0	0	0	0	0	0	0
(j)	Foreign Nationals		0	0	0	0	0	0	0	0	0	0	0	0	0	0	0	0	0			
(k)	Foreign Companies		0	0	0	0	0	0	0	0	0	0	0	0	0	0	0	0	0			
(l)	Bodies Corporate		0	0	0	0	0	0	0	0	0	0	0	0	0	0	0	0	0	0	0	0
(m)	Trusts		0	0	0	0	0	0	0	0	0	0	0	0	0	0	0	0	0	0	0	0
	OTHER - HUF		0	0	0	0	0	0	0	0	0	0	0	0	0	0	0	0	0	0	0	0
	OTHER - Clearing Member/House - Ind		0	0	0	0	0	0	0	0	0	0	0	0	0	0	0	0	0	0	0	0
	Sub-Total (B)(4)		0	0	0	0	0	0	0	0	0	0	0	0	0	0	0	0	0	0	0	0
	Total Public Shareholding (B) = (B)(1) + (B)(2) + (B)(3) + B(4)		0	0	0	0	0	0	0	0	0	0	0	0	0	0	0	0	0			



Apricot Infosoft Private Limited, Face value of Rs. 10 each (Pre Scheme- without PAN)

SHAREHOLDING PATTERN AS ON 30th June 2025

Table - IV Statement showing shareholding pattern of the Non Promter - Non Public shareholder

S.No.	Category & Name of the Shareholder (I)	PAN (II)	No of Shareholders (III)	No. of fully paid Equity Share Held (IV)	No. Of Partly Paid Equity Shares Held (V)	No . Of shares underlying Depository Receipts (VI)	Total Nos. Shares Held (VII) = IV+V+ VI	Shareholding as a % of total no of Shares *(calculated as per SCRR 1957)* (VIII) as a % of (A+B+C2)	No of Voting Rights held in each class of securities (IX)				No of shares undelying outstanding convertible securities (including warrants) (X)	Shareholding as a % assuming full convertions of convertible securities (as a % of diluted equity capital) (XI)=VII+X as a % of (A+B+C2)	No. of Locked in Shares (XII)		No of Shares pledged or otherwise		No of Equity Shares Held in Dematerialized form (XIV)
									No of Voting Rights			Total as a % of (A+B+C)			No. (a)	As a % of total shares held (b)	No. (a)	As a % of total shares held (b)	
									Class X	Class Y	Total								
(1)	Custodian/DR Holder																N.A.		
(a)	names																N.A.		
(2)	Employees Benefit Trust (under SEBI Based emplyees benefit) Regulation 2014																N.A.		
(a)	names																N.A.		
																	N.A.		
	Toral Non-Promoter Non Public shareholding C = C1+C2		0	0	0	0	0	0	0	0	0	0	0	0	0	0	N.A.		0



Apricot Infosoft Private Limited, Face value of Rs. 10 each (Pre Scheme- without PAN)

SHAREHOLDING PATTERN AS ON 30th June 2025

Table V- Statement showing details of significant beneficial owners

Sr. No.	Details of the significant beneficial owner (i)			Details of the registered owner (id			Particulars of the shares in which significant beneficial interest is held by the beneficial owner (in)		Date of creation / acquisition of significant beneficial interest (IV)
	Name	PAN	Nationality	Name	PAN	Nationality	Number of shares	Shareholding as a % of total no. of shares (calculated as per SCRR, 1957) As a % of (A+B+C2)	



Apricot Infosoft Private Limited, Face value of Rs. 10 each (Pre Scheme- without PAN)

SHAREHOLDING PATTERN AS ON 30th June 2025

Table VI - Statement showing foreign ownership limits

	Board approved limits	*Limits utilized*
As on shareholding date	0	0
As on the end of previous 1st quarter	0	0
As on the end of previous 2nd quarter	0	0
As on the end of previous 3rd quarter	0	0
As on the end of previous 4th quarter	0	0



SHAREHOLDING PATTERN					
1	Name of Listed Entity:		Avonmore Developers Private Limited, Face value of Rs. 10 each (Pre Scheme- without PAN)		
2	Scrip Code/Name of Scrip/Class of Security		Equity		
3	Share Holding Pattern Filed under: Reg. 31(1)(a)/Reg. 31(1)(b)/Reg.31(1)(c)		Reg.31(1)(b)		
	a.	If under 31(1)(b) then indicate the report for Quarter ending	30th June 2025		
	b.	If under 31(1)(c) then indicate date of allotment/extinguishment			
4	Declaration: The Listed entity is required to submit the following declaration to the extent of subı				
	Particulars			**Yes***	**No***
	1	Whether the Listed Entity has issued any partly paid up shares?			No
	2	Whether the Listed Entity has issued any Convertible Securities or Warrants?			No
	3	Whether the Listed Entity has any shares against which depository receipts are issued?			No
	4	Whether the Listed Entity has any shares in locked-in?			No
	5	Whether any shares held by promoters are pledge or otherwise encumbered?			No



Avonmore Developers Private Limited, Face value of Rs. 10 each (Pre Scheme- without PAN)
SHAREHOLDING PATTERN AS ON 30th June 2025
Table - I Summary Statement holding of specified securities

Category (I)	Category of Shareholder (II)	No of Shareholders (III)	No. of fully paid Equity Share Held (IV)	No. of Partly Paid Equity Shares Held (V)	No . of shares underlying Depository Receipts (VI)	Total Nos. Shares Held (VII) = IV+V+VI	Shareholding as a % of total no of Shares *(calculated as per SCRR 1957)* (VIII) as a % of (A+B+C2)	No of Voting Rights held in each class of securities (IX)				No of shares undelying outstanding convertible securities (including warrants) (X)	Shareholding as a % assuming full convertions of convertible securities (as a % of diluted equity capital) (XI)=VII+X as a % of (A+B+C2)	No. of Locked in Shares (XII)		No of Shares pledged or otherwise encumbered (XIII)		No of Equity Shares Held in Dematerialized form (XIV)
								Class X	Class Y	Total	Total as a % of (A+B+C)			No. (a)	As a % of total shares held (b)	No. (a)	As a % of total shares held (b)	
(A)	Promoter & Promoter Group	1	8500000	0	0	8500000	100	8500000	0	8500000	100	0	0.0000	0	0.0000	0	0.0000	0
(B)	Public	0		0	0	0	0.0000	0	0	0	0.0000	0	0.0000	0	0.0000	0	0.0000	0
(C)	Non Promoter - Non Public	0		0	0	0	0.0000	0	0	0	0.0000	0	0.0000	0	0.0000	0	0.0000	0
(C1)	Shares Underlying DRs	0		0	0	0	0.0000	0	0	0	0.0000	0	0.0000	0	0.0000	0	0.0000	0
(C2)	Share Held By Employees Trusts	0	0	0	0	0	0.0000	0	0	0	0.0000	0	0.0000	0	0.0000	0	0.0000	0
	Total	0	0	0	0	0	0.0000	0	0	0	0.0000	0	0.0000	0	0.0000	0	0.0000	0
	Total A+B+C1+C2	**1**	**8500000**	**0**	**0**	**8500000**	**100**	**8500000**	**0**	**8500000**	**0.0000**	**0.0000**	**0.0000**	**0**	**0.0000**	**0.0000**	**0.0000**	**0.0000**



Avonmore Developers Private Limited, Face value of Rs. 10 each (Pre Scheme- without PAN)
SHAREHOLDING PATTERN AS ON 30th June 2025
Table - II Statement showing shareholding pattern of the Promoter and Promer Group

S.No.	Category & Name of the Shareholder (I)	Entity type i.e.promoter OR promoter group entity (except promoter)	PAN (II)	No of Shareholders (III)	No. of fully paid Equity Share Held (IV)	No. Of Partly Paid Equity Shares Held (V)	No . Of shares underlying Depository Receipts (VI)	Total Nos. Shares Held (VII) = IV+V+VI	Shareholding as a % of total no of Shares *(calculated as per SCRR 1957)* (VIII) as a % of (A+B+C2)	No of Voting Rights held in each class of securities (IX)				No of shares undelying outstanding convertible securities (including warrants) (X)	Shareholding as a % assuming full convertions of convertible securities (as a % of diluted equity capital) (XI)=VII+X as a % of (A+B+C2)	No. of Locked in Shares (XII)		No of Shares pledged or otherwise encumbered (XIII)		No of Equity Shares Held in Dematerialized form (XIV)
										Class X	Class Y	Total	Total as a % of (A+B+C)			No. (a)	As a % of total shares held (b)	No. (a)	As a % of total shares held (b)	
(1)	Indian																			
(a)	Individual			0	0	0	0	0	0.0000	0	0	0	0.0000	0	0.0000	0	0.0000	0	0.0000	0
(b)	Huf			0	0	0	0	0	0.0000	0	0	0	0.0000	0	0.0000	0	0.0000	0	0.0000	0
(c)	Central Govt /state Govt/ President Of India			0	0	0	0	0	0.0000	0	0	0	0.0000	0	0.0000	0	0.0000	0	0.0000	0
(d)	Financial Inst/banks			0	0	0	0	0	0.0000	0	0	0	0.0000	0	0.0000	0	0.0000	0	0.0000	0
(e)	Any other																			
	Other - Body Corporate			1	8500000	0	0	8500000	100	8500000	0	8500000	100.0000	0	0.0000	0	0.0000	0	0.0000	0
	Avonmore Capital & Management Services Ltd				8500000	0	0	8500000	100.0000	8500000	0	8500000	100.0000	0	0.0000	0	0.0000	0	0.0000	0
	Sub - Total			1	8500000	0	0	8500000	100.0000	8500000	0	8500000	100.0000	0	0.0000	0	0.0000	0	0.0000	0
(2)	Foreign																			0
(a)	Individual(nri/ Foriegn Individual)			0	0	0	0	0	0.0000	0	0	0	0.0000	0	0.0000	0	0.0000	0	0.0000	0
(b)	Government			0	0	0	0	0	0.0000	0	0	0	0.0000	0	0.0000	0	0.0000	0	0.0000	0
(c)	Institutions			0	0	0	0	0	0.0000	0	0	0	0.0000	0	0.0000	0	0.0000	0	0.0000	0
(d)	Foreign Portfolio Investor			0	0	0	0	0	0.0000	0	0	0	0.0000	0	0.0000	0	0.0000	0	0.0000	0
(e)	Any Other																			0
	Sub - Total			0	0	0	0	0	0.0000	0	0	0	0.0000	0	0.0000	0	0.0000	0	0.0000	0
	Total Shareholding of Promoter and Promotor Group			1	8500000	0	0	8500000	100.0000	8500000	0	8500000	100.0000	0	0.0000	0	0.0000	0	0.0000	0



Avonmore Developers Private Limited, Face value of Rs. 10 each (Pre Scheme- without PAN)
SHAREHOLDING PATTERN AS ON 30th June 2025
Table - III Statement showing shareholding pattern of the Public shareholding

S.No.	Category & Name of the Shareholder (I)	PAN (II)	No of Shareholders (III)	No. of fully paid Equity Share Held (IV)	No. Of Partly Paid Equity Shares Held (V)	No . Of shares underlying Depository Receipts (VI)	Total Nos. Shares Held (VII) = IV+V+VI	Shareholding as a % of total no of Shares *(calculated as per SCRR 1957)* (VIII) as a % of (A+B+C2)	No of Voting Rights held in each class of securities (IX)				No of shares undelying outstanding convertible securities (including warrants) (X)	Shareholding as a % assuming full convertions of convertible securities (as a % of diluted equity capital) (XI)=VII+X as a % of (A+B+C2)	No. of Locked in Shares (XII)		No of Shares pledged or otherwise encumbered (XIII)		No of Equity Shares Held in Dematerialized form (XIV)	Sub-categorization of shares (XV)		
									No of Voting Rights			Total as a % of (A+B+C)			No. (a)	As a % of total shares held (b)	No. (a)	As a % of total shares held (b)		Shareholding (No. of shares) under		
									Class X	Class Y	Total									Sub-category (i)	Sub-category (II)	Sub-category (III)
(1)	Institutions																					
(a)	Mutual Funds		0	0	0	0	0	0.0000	0	0	0	0.0000	0	0	0	0	0	0	0			
(b)	Venture Capital Funds		0	0	0	0	0	0.0000	0	0	0	0.0000	0	0	0	0	0	0	0			
(c)	Alternate Investment Funds		0	0	0	0	0	0.0000	0	0	0	0.0000	0	0	0	0	0	0	0			
(d)	Banks		0	0	0	0	0	0.0000	0	0	0	0.0000	0	0	0	0	0	0	0			
(e)	Insurance Companies		0	0	0	0	0	0.0000	0	0	0	0.0000	0	0	0	0	0	0	0			
(f)	Provident Funds/ Pension Fund		0	0	0	0	0	0.0000	0	0	0	0.0000	0	0	0	0	0	0	0			
(g)	Asset Reconstruction Companies		0	0	0	0	0	0.0000	0	0	0	0.0000	0	0	0	0	0	0	0			
(h)	Sovereign Wealth Funds		0	0	0	0	0	0.0000	0	0	0	0.0000	0	0	0	0	0	0	0			
(i)	NBFCs registered with RBI		0	0	0	0	0	0.0000	0	0	0	0.0000	0	0	0	0	0	0	0			
(j)	Other Financial Institutions		0	0	0	0	0	0.0000	0	0	0	0.0000	0	0	0	0	0	0	0			
	Sub-total (B)(1)		0	0	0	0	0	0.0000	0	0	0	0.0000	0	0	0	0	0	0	0			
(2)	Institutions (Foreign)													0	0	0	0	0	0			
(a)	Foreign Direct Investment		0	0	0	0	0	0.0000	0	0	0	0.0000	0	0	0	0	0	0	0			
(b)	Foreign Venture Capital Investors		0	0	0	0	0	0.0000	0	0	0	0.0000	0	0	0	0	0	0	0			
(c)	Sovereign Wealth Funds		0	0	0	0	0	0.0000	0	0	0	0.0000	0	0	0	0	0	0	0			
(d)	Foreign Portfolio Investors Category I		0	0	0	0	0	0	0	0	0	0	0	0	0	0	0	0	0	0	0	0
(e)	Foreign Portfolio Investors Category II		0	0	0	0	0	0.0000	0	0	0	0.0000	0	0	0	0	0	0	0			
(f)	Overseas Depositories (holding DRs) (balancin		0	0	0	0	0	0.0000	0	0	0	0.0000	0	0	0	0	0	0	0			
	Sub-Total B(2)		0	0	0	0	0	0	0	0	0	0	0	0	0	0	0	0	0	0	0	0
(3)	Central Government / State Government(s)													0	0	0	0	0	0			
(a)	Central Government / President of India		0	0	0	0	0	0.0000	0	0	0	0.0000	0	0	0	0	0	0	0			
(b)	State Government / Governor		0	0	0	0	0	0.0000	0	0	0	0.0000	0	0	0	0	0	0	0			
(c)	Shareholding by Companies or Bodies Corpora		0	0	0	0	0	0.0000	0	0	0	0.0000	0	0	0	0	0	0	0			
	Sub-Total B(3)		0	0	0	0	0	0.0000	0	0	0	0.0000	0	0	0	0	0	0	0			
(4)	Non-institutions													0	0	0	0	0	0			
(a)	Associate companies / Subsidiaries		0	0	0	0	0	0.0000	0	0	0	0.0000	0	0	0	0	0	0	0			
(b)	Directors and their relatives (excluding independent directors and nominee directors)		0	0	0	0	0	0	0	0	0	0	0	0	0	0	0	0	0	0		
(c)	Key Managerial Personnel		0	0	0	0	0	0	0	0	0	0	0	0	0	0	0	0	0	0	0	0
(d)	Relatives of promoters (other than 'immediate relatives' of promoters disclosed under 'Promoter and Promoter Group' category)		0	0	0	0	0	0		0	0	0	0	0	0	0	0	0	0	0		



Avonmore Developers Private Limited, Face value of Rs. 10 each (Pre Scheme- without PAN)
SHAREHOLDING PATTERN AS ON 30th June 2025
Table - III Statement showing shareholding pattern of the Public shareholding

S.No.	Category & Name of the Shareholder (I)	PAN (II)	No of Shareholders (III)	No. of fully paid Equity Share Held (IV)	No. Of Partly Paid Equity Shares Held (V)	No . Of shares underlying Depository Receipts (VI)	Total Nos. Shares Held (VII) = IV+V+VI	Shareholding as a % of total no of Shares *(calculated as per SCRR 1957)* (VIII) as a % of (A+B+C2)	No of Voting Rights held in each class of securities (IX)				No of shares undelying outstanding convertible securities (including warrants) (X)	Shareholding as a % assuming full convertions of convertible securities (as a % of diluted equity capital) (XI)=VII+X as a % of (A+B+C2)	No. of Locked in Shares (XII)		No of Shares pledged or otherwise encumbered (XIII)		No of Equity Shares Held in Dematerialized form (XIV)	Sub-categorization of shares (XV)		
									No of Voting Rights			Total as a % of (A+B+C)			No. (a)	As a % of total shares held (b)	No. (a)	As a % of total shares held (b)		Shareholding (No. of shares) under		
									Class X	Class Y	Total									Sub-category (i)	Sub-category (II)	Sub-category (III)
(e)	Trusts where any person belonging to 'Promoter and Promoter Group' category is 'trustee', 'beneficiary', or 'author of the trust'		0	0	0	0	0	0	0	0	0	0	0	0	0	0	0	0	0			
(f)	Investor Education and Protection Fund (IEPF)		0	0	0	0	0	0	0	0	0	0	0	0	0	0	0	0	0	0	0	0
(g)	Resident Individuals holding nominal share capital up to Rs. 2 lakhs		0	0	0	0	0	0	0	0	0	0	0	0	0	0	0	0	0	0	0	0
(h)	Resident Individuals holding nominal share capital in excess of Rs. 2 lakhs		0	0	0	0	0	0	0	0	0	0	0	0	0	0	0	0	0	0	0	0
(i)	Non Resident Indians (NRIs)-Non - Repatariable		0	0	0	0	0	0	0	0	0	0	0	0	0	0	0	0	0	0	0	0
	Non Resident Indians (NRIs)-Repatariable		0	0	0	0	0	0	0	0	0	0	0	0	0	0	0	0	0	0	0	0
(j)	Foreign Nationals		0	0	0	0	0	0	0	0	0	0	0	0	0	0	0	0	0			
(k)	Foreign Companies		0	0	0	0	0	0	0	0	0	0	0	0	0	0	0	0	0			
(l)	Bodies Corporate		0	0	0	0	0	0	0	0	0	0	0	0	0	0	0	0	0			
(m)	Trusts		0	0	0	0	0	0	0	0	0	0	0	0	0	0	0	0	0	0	0	0
	OTHER - HUF		0	0	0	0	0	0	0	0	0	0	0	0	0	0	0	0	0	0	0	0
	OTHER - Clearing Member/House - Ind		0	0	0	0	0	0	0	0	0	0	0	0	0	0	0	0	0	0	0	0
	Sub-Total (B)(4)		0	0	0	0	0	0	0	0	0	0	0	0	0	0	0	0	0	0	0	0
	Total Public Shareholding (B) = (B)(1) + (B)(2) + (B)(3) + B(4)		0	0	0	0	0	0	0	0	0	0	0	0	0	0	0	0	0			



Avonmore Developers Private Limited, Face value of Rs. 10 each (Pre Scheme- without PAN)

SHAREHOLDING PATTERN AS ON 30th June 2025

Table - IV Statement showing shareholding pattern of the Non Promter - Non Public shareholder

S.No.	Category & Name of the Shareholder (I)	PAN (II)	No of Share holders (III)	No. of fully paid Equity Share Held (IV)	No. Of Partly Paid Equity Shares Held (V)	No . Of shares underlying Depository Receipts (VI)	Total Nos. Shares Held (VII) = IV+V+ VI	Shareholding as a % of total no of Shares *(calculated as per SCRR 1957)* (VIII) as a % of (A+B+C2)	No of Voting Rights held in each class of securities (IX)				No of shares undelying outstanding convertible securities (including warrants) (X)	Shareholding as a % assuming full convertions of convertible securities (as a % of diluted equity capital) (XI)=VII+X as a % of (A+B+C2)	No. of Locked in Shares (XII)		No of Shares pledged or otherwise		No of Equity Shares Held in Dematerialized form (XIV)
									No of Voting Rights			Total as a % of (A+B+C)			No. (a)	As a % of total shares held (b)	No. (a)	As a % of total shares held (b)	
									Class X	Class Y	Total								
(1)	Custodian/DR Holder																N.A.		
(a)	names																N.A.		
(2)	Employees Benefit Trust (under SEBI Based emplyees benefit) Regulation 2014																N.A.		
(a)	names																N.A.		
																	N.A.		
	Toral Non-Promoter Non Public shareholding C = C1+C2		0	0	0	0	0	0	0	0	0	0	0	0	0	0	N.A.		0



Avonmore Developers Private Limited, Face value of Rs. 10 each (Pre Scheme- without PAN)
SHAREHOLDING PATTERN AS ON 30th June 2025
Table V- Statement showing details of significant beneficial owners

Sr. No.	Details of the significant beneficial owner (i)			Details of the registered owner (id			Particulars of the shares in which significant beneficial interest is held by the beneficial owner (in)		Date of creation / acquisition of significant beneficial interest (IV)
	Name	PAN	Nationality	Name	PAN	Nationality	Number of shares	Shareholding as a % of total no. of shares (calculated as per SCRR, 1957) As a % of (A+B+C2)	



Avonmore Developers Private Limited, Face value of Rs. 10 each (Pre Scheme- without PAN)

SHAREHOLDING PATTERN AS ON 30th June 2025

Table VI - Statement showing foreign ownership limits

	Board approved limits	*Limits utilized*
As on shareholding date	0	0
As on the end of previous 1st quarter	0	0
As on the end of previous 2nd quarter	0	0
As on the end of previous 3rd quarter	0	0
As on the end of previous 4th quarter	0	0



SHAREHOLDING PATTERN					
1	Name of Listed Entity:			**Anemone Holdings Private Limited, Face value of Rs. 10 each (Pre Scheme- with PAN)**	
2	Scrip Code/Name of Scrip/Class of Security			**Equity**	
3	Share Holding Pattern Filed under: Reg. 31(1)(a)/Reg. 31(1)(b)/Reg.31(1)(c)			**Reg.31(1)(b)**	
	a.	If under 31(1)(b) then indicate the report for Quarter ending		**30th June 2025**	
	b.	If under 31(1)(c) then indicate date of allotment/extinguishment			
4	Declaration: The Listed entity is required to submit the following declaration to the extent of submission of information:-				
	Particulars			**Yes***	**No***
	1	Whether the Listed Entity has issued any partly paid up shares?			**No**
	2	Whether the Listed Entity has issued any Convertible Securities or Warrants?			**No**
	3	Whether the Listed Entity has any shares against which depository receipts are issued?			**No**
	4	Whether the Listed Entity has any shares in locked-in?			**No**
	5	Whether any shares held by promoters are pledge or otherwise encumbered?			**No**



Anemone Holdings Private Limited, Face value of Rs. 10 each (Pre Scheme- with PAN)
SHAREHOLDING PATTERN AS ON 30th June 2025
Table - I Summary Statement holding of specified securities

Category (I)	Category of Shareholder (II)	No of Shareholders (III)	No. of fully paid Equity Share Held (IV)	No. of Partly Paid Equity Shares Held (V)	No . of shares underlying Depository Receipts (VI)	Total Nos. Shares Held (VII) = IV+V+VI	Shareholding as a % of total no of Shares *(calculated as per SCRR 1957)* (VIII) as a % of (A+B+C2)	No of Voting Rights held in each class of securities (IX)				No of shares undelying outstanding convertible securities (including warrants) (X)	Shareholding as a % assuming full convertions of convertible securities (as a % of diluted equity capital) (XI)=VII+X as a % of (A+B+C2)	No. of Locked in Shares (XII)		No of Shares pledged or otherwise encumbered (XIII)		No of Equity Shares Held in Dematerialized form (XIV)
								Class X	Class Y	Total	Total as a % of (A+B+C)			No. (a)	As a % of total shares held (b)	No. (a)	As a % of total shares held (b)	
(A)	Promoter & Promoter Group	1	10000	0	0	10000	100	10000	0	10000	100	0	0.0000	0	0.0000	0	0.0000	0
(B)	Public	0		0	0	0	0.0000	0	0	0	0.0000	0	0.0000	0	0.0000	0	0.0000	0
(C)	Non Promoter - Non Public	0		0	0	0	0.0000	0	0	0	0.0000	0	0.0000	0	0.0000	0	0.0000	0
(C1)	Shares Underlying DRs	0		0	0	0	0.0000	0	0	0	0.0000	0	0.0000	0	0.0000	0	0.0000	0
(C2)	Share Held By Employees Trusts	0	0	0	0	0	0.0000	0	0	0	0.0000	0	0.0000	0	0.0000	0	0.0000	0
	Total	0	0	0	0	0	0.0000	0	0	0	0.0000	0	0.0000	0	0.0000	0	0.0000	0
	Total A+B+C1+C2	**1**	**10000**	**0**	**0**	**10000**	**100**	**10000**	**0**	**10000**	**0.0000**	**0.0000**	**0.0000**	**0**	**0.0000**	**0.0000**	**0.0000**	**0.0000**



Anemone Holdings Private Limited, Face value of Rs. 10 each (Pre Scheme- with PAN)
SHAREHOLDING PATTERN AS ON 30th June 2025
Table - II Statement showing shareholding pattern of the Promoter and Promer Group

S.No.	Category & Name of the Shareholder (I)	Entity type i.e.promoter OR promoter group entity (except promoter)	PAN (II)	No of Shareholders (III)	No. of fully paid Equity Share Held (IV)	No. Of Partly Paid Equity Shares Held (V)	No . Of shares underlying Depository Receipts (VI)	Total Nos. Shares Held (VII) = IV+V+VI	Shareholding as a % of total no of Shares *(calculated as per SCRR 1957)* (VIII) as a % of (A+B+C2)	No of Voting Rights held in each class of securities (IX)				No of shares undelying outstanding convertible securities (including warrants) (X)	Shareholding as a % assuming full convertions of convertible securities (as a % of diluted equity capital) (XI)=VII+X as a % of (A+B+C2)	No. of Locked in Shares (XII)		No of Shares pledged or otherwise encumbered (XIII)		No of Equity Shares Held in Dematerialized form (XIV)
										Class X	Class Y	Total	Total as a % of (A+B+C)			No. (a)	As a % of total shares held (b)	No. (a)	As a % of total shares held (b)	
(1)	Indian																			
(a)	Individual			0	0	0	0	0	0.0000	0	0	0	0.0000	0	0.0000	0	0.0000	0	0.0000	0
(b)	Huf			0	0	0	0	0	0.0000	0	0	0	0.0000	0	0.0000	0	0.0000	0	0.0000	0
(c)	Central Govt /state Govt/ President Of India			0	0	0	0	0	0.0000	0	0	0	0.0000	0	0.0000	0	0.0000	0	0.0000	0
(d)	Financial Inst/banks			0	0	0	0	0	0.0000	0	0	0	0.0000	0	0.0000	0	0.0000	0	0.0000	0
(e)	Any other																			
	Other - Body Corporate			1	10000	0	0	10000	100	10000	0	10000	100.0000	0	0.0000	0	0.0000	0	0.0000	0
	Avonmore Capital & Management Services Ltd				10000	0	0	10000	100.0000	10000	0	10000	100.0000	0	0.0000	0	0.0000	0	0.0000	0
	Sub - Total			1	10000	0	0	10000	100.0000	10000	0	10000	100.0000	0	0.0000	0	0.0000	0	0.0000	0
(2)	Foreign																			0
(a)	Individual(nri/ Foriegn Individual)			0	0	0	0	0	0.0000	0	0	0	0.0000	0	0.0000	0	0.0000	0	0.0000	0
(b)	Government			0	0	0	0	0	0.0000	0	0	0	0.0000	0	0.0000	0	0.0000	0	0.0000	0
(c)	Institutions			0	0	0	0	0	0.0000	0	0	0	0.0000	0	0.0000	0	0.0000	0	0.0000	0
(d)	Foreign Portfolio Investor			0	0	0	0	0	0.0000	0	0	0	0.0000	0	0.0000	0	0.0000	0	0.0000	0
(e)	Any Other																			0
	Sub - Total			0	0	0	0	0	0.0000	0	0	0	0.0000	0	0.0000	0	0.0000	0	0.0000	0
	Total Shareholding of Promoter and Promotor Group			1	10000	0	0	10000	100.0000	10000	0	10000	100.0000	0	0.0000	0	0.0000	0	0.0000	0



Anemone Holdings Private Limited, Face value of Rs. 10 each (Pre Scheme- with PAN)

SHAREHOLDING PATTERN AS ON 30th June 2025

Table - III Statement showing shareholding pattern of the Public shareholding

S.No.	Category & Name of the Shareholder (I)	PAN (II)	No of Shareholders (III)	No. of fully paid Equity Share Held (IV)	No. Of Partly Paid Equity Shares Held (V)	No . Of shares underlying Depository Receipts (VI)	Total Nos. Shares Held (VII) = IV+V+VI	Shareholding as a % of total no of Shares *(calculated as per SCRR 1957)* (VIII) as a % of (A+B+C2)	No of Voting Rights held in each class of securities (IX)				No of shares undelying outstanding convertible securities (including warrants) (X)	Shareholding as a % assuming full convertions of convertible securities (as a % of diluted equity capital) (XI)=VII+X as a % of (A+B+C2)	No. of Locked in Shares (XII)		No of Shares pledged or otherwise encumbered (XIII)		No of Equity Shares Held in Dematerialized form (XIV)	Sub-categorization of shares (XV)		
									No of Voting Rights			Total as a % of (A+B+C)			No. (a)	As a % of total shares held (b)	No. (a)	As a % of total shares held (b)		Shareholding (No. of shares) under		
									Class X	Class Y	Total									Sub-category (i)	Sub-category (II)	Sub-category (III)
(1)	Institutions																					
(a)	Mutual Funds		0	0	0	0	0	0.0000	0	0	0	0.0000	0	0	0	0	0	0	0			
(b)	Venture Capital Funds		0	0	0	0	0	0.0000	0	0	0	0.0000	0	0	0	0	0	0	0			
(c)	Alternate Investment Funds		0	0	0	0	0	0.0000	0	0	0	0.0000	0	0	0	0	0	0	0			
(d)	Banks		0	0	0	0	0	0.0000	0	0	0	0.0000	0	0	0	0	0	0	0			
(e)	Insurance Companies		0	0	0	0	0	0.0000	0	0	0	0.0000	0	0	0	0	0	0	0			
(f)	Provident Funds/ Pension Fund		0	0	0	0	0	0.0000	0	0	0	0.0000	0	0	0	0	0	0	0			
(g)	Asset Reconstruction Companies		0	0	0	0	0	0.0000	0	0	0	0.0000	0	0	0	0	0	0	0			
(h)	Sovereign Wealth Funds		0	0	0	0	0	0.0000	0	0	0	0.0000	0	0	0	0	0	0	0			
(i)	NBFCs registered with RBI		0	0	0	0	0	0.0000	0	0	0	0.0000	0	0	0	0	0	0	0			
(j)	Other Financial Institutions		0	0	0	0	0	0.0000	0	0	0	0.0000	0	0	0	0	0	0	0			
	Sub-total (B)(1)		0	0	0	0	0	0.0000	0	0	0	0.0000	0	0	0	0	0	0	0			
(2)	Institutions (Foreign)													0	0	0	0	0	0			
(a)	Foreign Direct Investment		0	0	0	0	0	0.0000	0	0	0	0.0000	0	0	0	0	0	0	0			
(b)	Foreign Venture Capital Investors		0	0	0	0	0	0.0000	0	0	0	0.0000	0	0	0	0	0	0	0			
(c)	Sovereign Wealth Funds		0	0	0	0	0	0.0000	0	0	0	0.0000	0	0	0	0	0	0	0			
(d)	Foreign Portfolio Investors Category I		0	0	0	0	0	0	0	0	0	0	0	0	0	0	0	0	0	0	0	0
(e)	Foreign Portfolio Investors Category II		0	0	0	0	0	0.0000	0	0	0	0.0000	0	0	0	0	0	0	0			
(f)	Overseas Depositories (holding DRs) (balancing figure)		0	0	0	0	0	0.0000	0	0	0	0.0000	0	0	0	0	0	0	0			
	Sub-Total B(2)		0	0	0	0	0	0	0	0	0	0	0	0	0	0	0	0	0	0	0	0
(3)	Central Government / State Government(s)													0	0	0	0	0	0			
(a)	Central Government / President of India		0	0	0	0	0	0.0000	0	0	0	0.0000	0	0	0	0	0	0	0			
(b)	State Government / Governor		0	0	0	0	0	0.0000	0	0	0	0.0000	0	0	0	0	0	0	0			
(c)	Shareholding by Companies or Bodies Corporate wher		0	0	0	0	0	0.0000	0	0	0	0.0000	0	0	0	0	0	0	0			
	Sub-Total B(3)		0	0	0	0	0	0.0000	0	0	0	0.0000	0	0	0	0	0	0	0			
(4)	Non-institutions													0	0	0	0	0	0			
(a)	Associate companies / Subsidiaries		0	0	0	0	0	0.0000	0	0	0	0.0000	0	0	0	0	0	0	0			
(b)	Directors and their relatives (excluding independent directors and nominee directors)		0	0	0	0	0	0	0	0	0	0	0	0	0	0	0	0	0	0		
(c)	Key Managerial Personnel		0	0	0	0	0	0	0	0	0	0	0	0	0	0	0	0	0	0	0	0
(d)	Relatives of promoters (other than 'immediate relatives' of promoters disclosed under 'Promoter and Promoter Group' category)		0	0	0	0	0	0		0	0	0	0	0	0	0	0	0	0	0		



Anemone Holdings Private Limited, Face value of Rs. 10 each (Pre Scheme- with PAN)
SHAREHOLDING PATTERN AS ON 30th June 2025
Table - III Statement showing shareholding pattern of the Public shareholding

S.No.	Category & Name of the Shareholder (I)	PAN (II)	No of Shareholders (III)	No. of fully paid Equity Share Held (IV)	No. Of Partly Paid Equity Shares Held (V)	No . Of shares underlying Depository Receipts (VI)	Total Nos. Shares Held (VII) = IV+V+VI	Shareholding as a % of total no of Shares *(calculated as per SCRR 1957)* (VIII) as a % of (A+B+C2)	No of Voting Rights held in each class of securities (IX)				No of shares undelying outstanding convertible securities (including warrants) (X)	Shareholding as a % assuming full convertions of convertible securities (as a % of diluted equity capital) (XI)=VII+X as a % of (A+B+C2)	No. of Locked in Shares (XII)		No of Shares pledged or otherwise encumbered (XIII)		No of Equity Shares Held in Dematerialized form (XIV)	Sub-categorization of shares (XV)		
									No of Voting Rights			Total as a % of (A+B+C)			No. (a)	As a % of total shares held (b)	No. (a)	As a % of total shares held (b)		Shareholding (No. of shares) under		
									Class X	Class Y	Total									Sub-category (i)	Sub-category (II)	Sub-category (III)
(e)	Trusts where any person belonging to 'Promoter and Promoter Group' category is 'trustee', 'beneficiary', or 'author of the trust'		0	0	0	0	0	0	0	0	0	0	0	0	0	0	0	0	0			
(f)	Investor Education and Protection Fund (IEPF)		0	0	0	0	0	0	0	0	0	0	0	0	0	0	0	0	0	0	0	0
(g)	Resident Individuals holding nominal share capital up to Rs. 2 lakhs		0	0	0	0	0	0	0	0	0	0	0	0	0	0	0	0	0	0	0	0
(h)	Resident Individuals holding nominal share capital in excess of Rs. 2 lakhs		0	0	0	0	0	0	0	0	0	0	0	0	0	0	0	0	0	0	0	0
(i)	Non Resident Indians (NRIs)-Non - Repatariable		0	0	0	0	0	0	0	0	0	0	0	0	0	0	0	0	0	0	0	0
	Non Resident Indians (NRIs)-Repatariable		0	0	0	0	0	0	0	0	0	0	0	0	0	0	0	0	0	0	0	0
(j)	Foreign Nationals		0	0	0	0	0	0	0	0	0	0	0	0	0	0	0	0	0			
(k)	Foreign Companies		0	0	0	0	0	0	0	0	0	0	0	0	0	0	0	0	0			
(l)	Bodies Corporate		0	0	0	0	0	0	0	0	0	0	0	0	0	0	0	0	0	0	0	0
(m)	Trusts		0	0	0	0	0	0	0	0	0	0	0	0	0	0	0	0	0	0	0	0
	OTHER - HUF		0	0	0	0	0	0	0	0	0	0	0	0	0	0	0	0	0	0	0	0
	OTHER - Clearing Member/House - Ind		0	0	0	0	0	0	0	0	0	0	0	0	0	0	0	0	0	0	0	0
	Sub-Total (B)(4)		0	0	0	0	0	0	0	0	0	0	0	0	0	0	0	0	0	0	0	0
	Total Public Shareholding (B) = (B)(1) + (B)(2) + (B)(3) + B(4)		0	0	0	0	0	0	0	0	0	0	0	0	0	0	0	0	0			

M/s ANEMONE HOLDINGS PVT. LTD.

Anemone Holdings Private Limited, Face value of Rs. 10 each (Pre Scheme- with PAN)
SHAREHOLDING PATTERN AS ON 30th June 2025
Table - IV Statement showing shareholding pattern of the Non Promter - Non Public shareholder

S.No.	Category & Name of the Shareholder (I)	PAN (II)	No of Shareholders (III)	No. of fully paid Equity Share Held (IV)	No. Of Partly Paid Equity Shares Held (V)	No . Of shares underlying Depository Receipts (VI)	Total Nos. Shares Held (VII) = IV+V+ VI	Shareholding as a % of total no of Shares *(calculated as per SCRR 1957)* (VIII) as a % of (A+B+C2)	No of Voting Rights held in each class of securities (IX)				No of shares undelying outstanding convertible securities (including warrants) (X)	Shareholding as a % assuming full convertions of convertible securities (as a % of diluted equity capital) (XI)=VII+X as a % of (A+B+C2)	No. of Locked in Shares (XII)		No of Shares pledged or otherwise		No of Equity Shares Held in Dematerialized form (XIV)
									No of Voting Rights			Total as a % of (A+B+C)			No. (a)	As a % of total shares held (b)	No. (a)	As a % of total shares held (b)	
									Class X	Class Y	Total								
(1)	Custodian/DR Holder																N.A.		
(a)	names																N.A.		
(2)	Employees Benefit Trust (under SEBI Based emplyees benefit) Regulation 2014																N.A.		
(a)	names																N.A.		
																	N.A.		
	Toral Non-Promoter Non Public shareholding C = C1+C2		0	0	0	0	0	0	0	0	0	0	0	0	0	0	N.A.		0

M/s ANEMONE HOLDINGS PVT. LTD.
sd/-

Anemone Holdings Private Limited, Face value of Rs. 10 each (Pre Scheme- with PAN)
SHAREHOLDING PATTERN AS ON 30th June 2025
Table V- Statement showing details of significant beneficial owners

Sr. No.	Details of the significant beneficial owner (i)			Details of the registered owner (id			Particulars of the shares in which significant beneficial interest is held by the beneficial owner (in)		Date of creation / acquisition of significant beneficial interest (IV)
	Name	PAN	Nationality	Name	PAN	Nationality	Number of shares	Shareholding as a % of total no. of shares (calculated as per SCRR, 1957) As a % of (A+B+C2)	



Anemone Holdings Private Limited, Face value of Rs. 10 each (Pre Scheme- with PAN)

SHAREHOLDING PATTERN AS ON 30th June 2025

Table VI - Statement showing foreign ownership limits

	Board approved limits	*Limits utilized*
As on shareholding date	0	0
As on the end of previous 1st quarter	0	0
As on the end of previous 2nd quarter	0	0
As on the end of previous 3rd quarter	0	0
As on the end of previous 4th quarter	0	0



SHAREHOLDING PATTERN					
1	Name of Listed Entity:			AVONMORE CAPITAL & MANAGEMENT SERVICES LTD.-NEW RS.1/ (Post Scheme without PAN)	
2	Scrip Code/Name of Scrip/Class of Security			Equity	
3	Share Holding Pattern Filed under: Reg. 31(1)(a)/Reg. 31(1)(b)/Reg.31(1)(c)			Reg.31(1)(b)	
	a.	If under 31(1)(b) then indicate the report for Quarter ending		30th June, 2025	
	b.	If under 31(1)(c) then indicate date of allotment/extinguishment			
4	Declaration: The Listed entity is required to submit the following declaration to the extent of submission of information:-				
	Particulars			**Yes***	**No***
	1	Whether the Listed Entity has issued any partly paid up shares?			No
	2	Whether the Listed Entity has issued any Convertible Securities or Warrants?			No
	3	Whether the Listed Entity has any shares against which depository receipts are issued?			No
	4	Whether the Listed Entity has any shares in locked-in?			No
	5	Whether any shares held by promoters are pledge or otherwise encumbered?			No



AVONMORE CAPITAL & MANAGEMENT SERVICES LTD.-NEW RS.1/ (Post Scheme without PAN)

SHAREHOLDING PATTERN AS ON 30th June, 2025

Table - I Summary Statement holding of specified securities

Post-Scheme of Arrangement

Category (I)	Category of shareholder (II)	No. of shareholder (III)	No. of fully paid up equity shares held (IV)	Partly paid-up equity shares held (V)	No. of shares underlying Depository Receipts (VI)	Total no. shares held (VII) = (IV)+(V)+(VI)	Shareholding as a % of total no. of shares (calculated as per SCRR, 1957) As a % of (A+B+C2) (VIII)	Number of Voting Rights held in each class of securities (IX)				No. of Shares Underlying Outstanding convertible securities (including Warrants, ESOP etc.) (X)	Total No of shares on fully diluted basis (including warrants, ESOP, Convertible Securities etc.) (XI)=(VII+X)	Shareholding, as a % assuming full conversion of convertible securities (as a percentage of diluted share capital) (XII) = (VII)+(X) As a % of (A+B+C2)	Number of Locked in shares (XIII)		Number of Shares pledged (XIV)		Non- Disposal Undertaking (XV)		Other encumbrances, if any (XVI)		Total Number of Shares encumbered (XVII) = (XIV+XV+XVI)		Number of equity shares held in dematerialized form (XVIII)
								No of Voting Rights			Total as a % of (A+B+C)				No. (a)	As a % of total Shares held (b)	No. (a)	As a % of total shares held (b)	No (a)	As a % of total shares held (b)	No (a)	As a % of total shares held (b)	No (a)	As a % of total shares held (b)	
								Class eg: X	Class eg: Y	Total															
(A)	Promoter & Promoter Group	4	166049773	0	0	166049773	45.397%	166049773	0	166049773	45.397%	0	166049773	43.986%	0.0000	0	0.0000	0	0	0	0	0	0	0	166049773
(B)	Public	32269	199720804	0	0	199720804	54.603%	199720804	0	199720804	54.603%	11732655	211453460	56.014%	0.0000	0	20066313	10.05%	0	0	0	0	20066313	10.05%	115216984
(C)	Non Promoter - Non Public	0	0	0	0	0	0.0000	0	0	0	0.0000	0	0	0	0.0000	0	0.0000	0	0	0	0	0	0	0	0
(C1)	**Shares Underlying DRs**	**0**	**0**	**0**	**0**	**0**	**0.0000**	**0**	**0**	**0**	**0.0000**	**0**	**0**	**0**	**0.0000**	**0**	**0.0**	**0**	**0**	**0**	**0**	**0**	**0**	**0**	**0**
(C2)	Share Held By Employees Trusts	0	0	0	0	0	0	0	0	0	0	0	0	0	0	0	0	0	0	0	0	0	0	0	0
	Total	0	0	0	0	0	0	0	0	0	0	0	0	0	0	0	0	0	0	0	0	0	0	0	0
	Total A+B+C1+C2	32273	365770577	0	0	365770577	100	365770577	0	365770577	100	0	377503233	100.00%	0	0	20066313	10.05%	0	0	0	0	20066313	10.05%	281266757



AVONMORE CAPITAL & MANAGEMENT SERVICES LTD.-NEW RS.1/ (Post Scheme without PAN)

SHAREHOLDING PATTERN AS ON 30th June, 2025

Table - II Statement showing shareholding pattern of the Promoter and Promer Group

Post-Scheme of Arrangement

S.No	Category & Name of the Shareholders (I)	Entity type Promoter or Promoter group (Promoter group would exclude promoter s) (II)	No. of share holder (IV)	No. of fully paid up equity shares held (V)	Partly paid-up equity shares held (VI)	No. of shares underlying Depository Receipts (VII)	Total no. shares held (VIII = V+VI+ VII)	Shareholding % calculated as per SCRR, 1957 As a % of (A+B+C2) (IX)	Number of Voting Rights held in each class of securities (X)				No. of Shares Underlying Outstanding convertible securities (including Warrants, ESOP etc.) (XI)	Total No of shares on fully diluted basis (including warrants, ESOP, Convertible Securities etc.) (XII)=(VIII+ XI)	Total shareholding, as a % assuming full conversion of convertible securities (as a percentage of diluted share capital) (XIII) = (VIII)+(XI) as a % of A+B+C2	Number of Locked in shares (XIV)		Number of Shares pledged (XV)		NonDisposal Undertaking (XVI)		Other encumbrances, if any (XVII)		Total Number of Shares encumbered (XVIII) = (XV+XVI+XVII)		Number of equity shares held in dematerialized form (XIX)
									No of Voting Rights			Total as a % of Total Voting rights				No. (a)	As a % of total Shares held (b)	No. (a)	As a % of total shares held (b)	No (a)	As a % of total shares held (b)	No. (a)	As a % of total shares held (b)	No (a)	As a % of total shares held (b)	
									Class X	Class Y	Total															
(1)	Indian																									
(a)	Individual		2	25517917	0	0	25517917	6.976%	25517917	0	25517917	6.976%	0	25517917	6.976%	0.0000	0	0.0000	0	0	0	0	0	0	0	25517917
	Gurpreet N S Sobti			2385750	0	0	2385750	0.652%	2385750	0	2385750	0.652%	0	2385750	0.652%	0.0000	0	0.0000	0	0	0	0	0	0	0	2385750
	Navjeet Singh Sobti			23132167	0	0	23132167	6.324%	23132167	0	23132167	6.324%	0	23132167	6.324%	0.0000	0	0.0000	0	0	0	0	0	0	0	23132167
	Shlok Singh Sobti		0	0	0	0	0	0.0000	0	0	0	0.0000	0	0	0.0000	0.0000	0	0.0000	0	0	0	0	0	0	0	0
	Shabad Singh Sobti		0	0	0	0	0	0.0000	0	0	0	0.0000	0	0	0.0000	0.0000	0	0.0000	0	0	0	0	0	0	0	0
	Manpreet Singh		0	0	0		0	0.0000	0	0	0	0.0000	0	0	0.0000	0.0000	0	0.0000	0	0	0	0	0	0		0
	Runpreet Kaur Suri		0	0	0	0	0	0.0000	0	0	0	0.0000	0	0	0.0000	0.0000	0	0.0000	0	0	0	0	0	0	0	0
	Ripudaman Singh Sobti		0	0	0		0	0.0000	0	0	0	0.0000	0	0	0.0000	0.0000	0	0.0000	0	0	0	0	0	0	0	0
	Sukhvinder Singh Sobti		0	0	0	0	0	0.0000	0	0	0	0.0000	0	0	0.0000	0.0000	0	0.0000	0	0	0	0	0	0	0	0
	Manvinder Singh Sobti		0	0	0	0	0	0.0000	0	0	0	0.0000	0	0	0.0000	0.0000	0	0.0000	0	0	0	0	0	0	0	0
(b)	HUF		0	0	0	0	0	0.0000	0	0	0	0.0000	0	0	0.0000	0.0000	0	0.0000	0	0	0	0	0	0	0	0
	NAVJEET SINGH SOBTI HUF		0	0	0	0	0	0.0000	0	0	0	0.0000	0	0	0.0000	0.0000	0	0.0000	0	0	0	0	0	0	0	0
(c)	Central Govt /state Govt/ President Of India		0	0	0	0	0	0.0000	0	0	0	0.0000	0	0	0.0000	0.0000	0	0.0000	0	0	0	0	0	0	0	0
(d)	Financial Inst/banks		0	0	0	0	0	0.0000	0	0	0	0.0000	0	0	0.0000	0.0000	0	0.0000	0	0	0	0	0	0	0	0
(e)	Any other																									
	Other - Body Corporate		2	140531856	0	0	140531856	38.421%	140531856	0	140531856	38.421%	0	140531856	38.421%	0.0000	0	0.0000	0	0	0	0	0	0	0	140531856
	Innovative Money Matters Pvt Ltd			93479900	0	0	93479900	25.557%	93479900	0	93479900	25.557%	0	93479900	25.557%	0.0000	0	0.0000	0	0	0	0	0	0	0	93479900
	Rakam Infrastructures Private Limited			47051956	0	0	47051956	12.864%	47051956	0	47051956	12.864%	0	47051956	12.864%	0.0000	0	0.0000	0	0	0	0	0	0	0	47051956
	Sunlight Software Private Limited		0	0	0	0	0	0.0000	0	0	0	0.0000	0	0	0.0000	0.0000	0	0.0000	0	0	0	0	0	0	0	0
	Invsify Technologies Private Limited		0	0	0	0	0	0.0000	0	0	0	0.0000	0	0	0.0000	0.0000	0	0.0000	0	0	0	0	0	0	0	0
	Rinku Sobti Fashions Private Limited		0	0	0	0	0	0.0000	0	0	0	0.0000	0	0	0.0000	0.0000	0	0.0000	0	0	0	0	0	0	0	0
	Avonmore Developers Private Limited		0	0	0	0	0	0.0000	0	0	0	0.0000	0	0	0.0000	0.0000	0	0.0000	0	0	0	0	0	0	0	0
	Anemone Holdings Private Limited		0	0	0	0	0	0.0000	0	0	0	0.0000	0	0	0.0000	0.0000	0	0.0000	0	0	0	0	0	0	0	0
	Apricot Infosoft Private Limited		0	0	0	0	0	0.0000	0	0	0	0.0000	0	0	0.0000	0.0000	0	0.0000	0	0	0	0	0	0	0	0
	Glow Apparels Private Limited		0	0	0		0	0.0000	0	0	0	0.0000	0	0	0.0000	0.0000	0	0.0000	0	0	0	0	0	0	0	0
	Red Solutions Private Limited		0	0	0	0	0	0.0000	0	0	0	0.0000	0	0	0.0000	0.0000	0	0.0000	0	0	0	0	0	0	0	0
	Acrokx Realty Private Limited		0	0	0	0	0	0.0000	0	0	0	0.0000	0	0	0.0000	0.0000	0	0.0000	0	0	0	0	0	0	0	0
	Almondz Finanz Limited		0	0	0	0	0	0.0000	0	0	0	0.0000	0	0	0.0000	0.0000	0	0.0000	0	0	0	0	0	0	0	0
	Sub - Total		4	166049773	0	0	166049773	45.397%	166049773	0	166049773	45.397%	0	166049773	45.397%	0.0000	0	0.0000	0	0	0	0	0	0	0	166049773
(2)	Foreign																									
(a)	Individual(nri/ Foriegn Individual)		0	0	0	0	0	0.0000	0	0	0	0.0000	0	0	0	0.0000	0	0.0000	0	0	0	0	0	0	0	0
(b)	Government		0	0	0	0	0	0.0000	0	0	0	0.0000	0	0	0	0.0000	0	0.0000	0	0	0	0	0	0	0	0
(c)	Institutions		0	0	0	0	0	0.0000	0	0	0	0.0000	0	0	0	0.0000	0	0.0000	0	0	0	0	0	0	0	0
(d)	Foreign Portfolio Investor		0	0	0	0	0	0.0000	0	0	0	0.0000	0	0	0	0.0000	0	0.0000	0	0	0	0	0	0	0	0
(e)	Any Other																									
	Sub - Total		0	0	0	0	0	0.0000	0	0	0	0.0000	0	0	0	0.0000	0	0.0000	0	0	0	0	0	0	0	0
	Total Shareholding of Promoter and Promotor Group		4	166049773	0	0	166049773	45.397%	166049773	0	166049773	45.397%	0	166049773	45.397%	0	0	0	0	0	0	0	0	0	0	166049773

Avonmore Capital & Management Services Limited

AVONMORE CAPITAL & MANAGEMENT SERVICES LTD.-NEW RS.1/ (Post Scheme without PAN)

SHAREHOLDING PATTERN AS ON 30th June, 2025

Table - III Statement showing shareholding pattern of the Public shareholding

Post-Scheme of Arrangement

S.No.	Category & Name of the Shareholders (I)	PAN (II)	No. of share holder (III)	No. of fully paid up equity shares held (IV)	Partly paid- up equity shares held (V)	No. of shares underlying Depository Receipts (VI)	Total no. shares held (VII = IV+V+ VI)	Shareholding % calculated as per SCRR, 1957 As a % of (A+B+C2) (VIII)	Number of Voting Rights held in each class of securities (IX)				No. of Shares Underlying Outstanding convertible securities (including Warrants, ESOP etc.) (X)	Total No of shares on fully diluted basis (including warrants, ESOP, Convertible Securities etc.) (XI)=(VII+X)	Total shareholding, as a % assuming full conversion of convertible securities (as a percentage of diluted share capital) (XII)	Number of Locked in shares (XIII)		Number of Shares pledged (XIV)		Non Disposal Undertaking (XV)		Other encumbrances, if any (XVI)		Total Number of Shares encumbered (XVII) = (XIV+XV+XVI)		Number of equity shares held in dematerialized form (XVIII)	Sub-categorization of shares (XIX)		
									No of Voting Rights			Total as a % of Total Voting rights				No. (a)	As a % of total Shares held (b)	No. (a)	As a % of total shares held (b)	No (a)	As a % of total shares held (b)	No. (a)	As a % of total shares held (b)	No (a)	As a % of total shares held (b)		Shareholding (No. of shares) under		
									Class X	Class Y	Total																Sub-category (i)	Sub-category (II)	Sub-category (III)
(1)	Institutions																												
(a)	Mutual Funds		0	0	0	0	0	0.0000	0	0	0	0.0000	0	0	0	0	0	0	0	0	0	0	0	0	0	0	0			
(b)	Venture Capital Funds		0	0	0	0	0	0.0000	0	0	0	0.0000	0	0	0	0	0	0	0	0	0	0	0	0	0	0	0			
(c)	Alternate Investment Funds		0	0	0	0	0	0.0000	0	0	0	0.0000	0	0	0	0	0	0	0	0	0	0	0	0	0	0	0			
(d)	Banks		1	26000	0	0	26000	0.007%	26000	0	26000	0.007%	0	26000	0.007%	0	0	0	0	0	0	0	0	0	0	0	26000			
(e)	Insurance Companies		0	0	0	0	0	0.0000	0	0	0	0.0000	0	0	0	0	0	0	0	0	0	0	0	0	0	0	0			
(f)	Provident Funds/ Pension Fund		0	0	0	0	0	0.0000	0	0	0	0.0000	0	0	0	0	0	0	0	0	0	0	0	0	0	0	0			
(g)	Asset Reconstruction Companies		0	0	0	0	0	0.0000	0	0	0	0.0000	0	0	0	0	0	0	0	0	0	0	0	0	0	0	0			
(h)	Sovereign Wealth Funds		0	0	0	0	0	0.0000	0	0	0	0.0000	0	0	0	0	0	0	0	0	0	0	0	0	0	0	0			
(i)	NBFCs registered with RBI		0	0	0	0	0	0.0000	0	0	0	0.0000	0	0	0	0	0	0	0	0	0	0	0	0	0	0	0			
(j)	Other Financial Institutions		0	0	0	0	0	0.0000	0	0	0	0.0000	0	0	0	0	0	0	0	0	0	0	0	0	0	0	0			
	Sub-total (B)(1)		1	26000	0	0	26000	0.007%	26000	0	26000	0.007%	0	26000	0.007%	0	0	0	0	0	0	0	0	0	0	0	0			
(2)	Institutions (Foreign)																												
(a)	Foreign Direct Investment		0	0	0	0	0	0.0000	0	0	0	0.0000	0	0	0	0	0	0	0	0	0	0	0	0	0	0	0			
(b)	Foreign Venture Capital Investors		0	0	0	0	0	0.0000	0	0	0	0.0000	0	0	0	0	0	0	0	0	0	0	0	0	0	0	0			
(c)	Sovereign Wealth Funds		0	0	0	0	0	0.0000	0	0	0	0.0000	0	0	0	0	0	0	0	0	0	0	0	0	0	0	0			
(d)	Foreign Portfolio Investors Category I		1	978871	0	0	978871	0.268%	978871	0	978871	0.268%	0	978871	0.268%	0	0	0	0	0	0	0	0	0	0	0	0			
(e)	Foreign Portfolio Investors Category II		2	133864	0	0	133864	0.037%	133864	0	133864	0.037%	0	133864	0.037%	0	0	0	0	0	0	0	0	0	0	0	133864			
(f)	Overseas Depositories (holding DRs) (balancing figure)		0	0	0	0	0	0.0000	0	0	0	0.0000	0	0	0	0	0	0	0	0	0	0	0	0	0	0	0			
	Sub-Total B(2)		3	1112735	0	0	1112735	0.304%	1112735	0	1112735	0.304%	0	1112735	0.304%	0	0	0	0	0	0	0	0	0	0	0	1112735			
(3)	Central Government / State Government(s)																												
(a)	Central Government / President of India		0	0	0	0	0	0	0	0	0	0	0	0	0	0	0	0	0	0	0	0	0	0	0	0	0			
(b)	State Government / Governor		0	0	0	0	0	0	0	0	0	0	0	0	0	0	0	0	0	0	0	0	0	0	0	0	0			
(c)	Shareholding by Companies or Bodies Corporate where Central / State Government is a promoter		0	0	0	0	0	0	0	0	0	0	0	0	0	0	0	0	0	0	0	0	0	0	0	0	0			
	Sub-Total B(3)		0	0	0	0	0	0	0	0	0	0	0	0	0	0	0	0	0	0	0	0	0	0	0	0	0			
(4)	Non-institutions																												
(a)	Associate companies / Subsidiaries		0	0	0	0	0	0	0	0	0	0	0	0	0	0	0	0	0	0	0	0	0	0	0	0	0			
(b)	Directors and their relatives (excluding independent directors and nominee directors)		2	2139778	0	0	2139778	0.585%	2139778	0	2139778	0.585%	0	2139778	0.585%	0	0	0	0	0	0	0	0	0	0	0	2139778			
(c)	Key Managerial Personnel		0	0	0	0	0	0	0	0	0	0	0	0	0	0	0	0	0	0	0	0	0	0	0	0	0			
(d)	Relatives of promoters (other than 'immediate relatives' of promoters disclosed under 'Promoter and Promoter Group' category)		0	0	0	0	0	0	0	0	0	0	0	0	0	0	0	0	0	0	0	0	0	0	0	0	0			
(e)	Trusts where any person belonging to 'Promoter and Promoter Group' category is 'trustee', 'beneficiary', or 'author of the trust'		0	0	0	0	0	0	0	0	0	0	0	0	0	0	0	0	0	0	0	0	0	0	0	0	0			
(f)	Investor Education and Protection Fund (IEPF)		1	1624740	0	0	1624740	0.444%	1624740	0	1624740	0.444%	0	1624740	0.444%	0	0	0	0	0	0	0	0	0	0	0	1624740			
(g)	Resident Individuals holding nominal share capital up to Rs. 2 lakhs		45399	69154067	0	0	69154067	18.906%	69154067	0	69154067	18.906%	0	69154067	18.906%	0	0	2103094	3.041%	0	0	0	0	0	0	67035492.13			
(h)	Resident Individuals holding nominal share capital in excess of Rs. 2 lakhs		77	84304052	0	0	84304052	23.048%	84304052	0	84304052	23.048%	0	84304052	23.048%	0	0	7246660	8.596%	0	0	0	0	0	0	84304052			
	Dilipkumar Lakhi	AABPL9618G		9753702	0	0	9753702	2.667%	9753702	0	9753702	2.667%	0	9753702	2.667%	0	0	0	0							9753702			
	Girdharilal V Lakhi	AAAPL4144N		5000000	0	0	5000000	1.367%	5000000	0	5000000	1.367%	0	5000000	1.367%	0	0	0	0							5000000			



AVONMORE CAPITAL & MANAGEMENT SERVICES LTD.-NEW RS.1/ (Post Scheme without PAN)

SHAREHOLDING PATTERN AS ON 30th June, 2025

Table - III Statement showing shareholding pattern of the Public shareholding

Post-Scheme of Arrangement

	Santhana Rajagopalan Nandakumar	AABPN8441P		8219500			8219500	2.247%	8219500		8219500	2.247%		8219500	2.247%											8219500			
	Subhash P Rathod	AABPR3934R		18651577	0	0	18651577	5.099%	18651577	0	18651577	5.099%	0	18651577	5.099%	0	0	5473252	29.34%							18651577			
(i)	Non Resident Indians (NRIs)- Non - Repatariable		141	1712217	0	0	1712217	0.468%	1712217	0	1712217	0.468%	0	1712217	0.468%	0	0	50000	2.920%	0	0	0	0	0	0	1712217			
	Non Resident Indians (NRIs)- Repatariable		194	1807712	0	0	1807712	0.494%	1807712	0	1807712	0.494%	0	1807712	0.494%	0	0	0	0	0	0	0	0	0	0	1807712			
(j)	Foreign Nationals		0	0	0	0	0	0	0	0	0	0	0	0	0	0	0	0	0	0	0	0	0	0	0	0			
(k)	Foreign Companies		0	0	0	0	0	0	0	0	0	0	0	0	0	0	0	0	0	0	0	0	0	0	0	0			
(l)	Bodies Corporate		213	33758709	0	0	33758709	9.229%	33758709	0	33758709	9.229%	0	33758709	9.229%	0	0	10514582	31.146%	0	0	0	0	0	0	33758709			
	Sahi Logistics & Infra Private Limited	AAMCS7198A		16160848	0	0	16160848	4.418%	16160848	0	16160848	4.418%	0	16160848	4.418%	0	0	2617725	16.198%							16160848			
	Thomson And Wyman Enterprises Private Limited	AAECP9460A		4140333	0	0	4140333	1.132%	4140333	0	4140333	1.132%	0	4140333	1.132%	0	0	3040000	73.424%							4140333			
(m)	Trusts		0	0	0	0	0	0	0	0	0	0	0	0	0	0	0	0	0	0	0	0	0	0	0	0			
	OTHER - HUF		618	4074794	0	0	4074794	1.114%	4074794	0	4074794	1.114%	0	4074794	1.114%	0	0	151977	3.730%	0	0	0	0	0	0	4074794			
	OTHER - Clearing Member/House - Corp		1	1	0	0	1	0.000%	1	0	1	0.000%	0	1	0.000%	0	0	0	0	0	0	0	0	0	0	1			
	OTHER - Clearing Member/House - Ind		1	1000	0	0	1000	0.000%	1000	0	1000	0.000%	0	1000	0.000%	0	0	0	0	0	0	0	0	0	0	1000			
	OTHER - Unclaimed/Suspene/Escrrow A/c		1	5000	0	0	5000	0.001%	5000	0	5000	0.001%	0	5000	0.001%	0	0	0	0	0	0	0	0	0	0	5000			
	Sub-Total (B)(4)		46648	198582069	0	0	198582069	54.291%	198582069	0	198582069	54.291%	0	198582069	54.291%	0	0	20066313	49.433%	0	0	0	0	0	0	196463494			
	Total Public Shareholding (B) = (B)(1) + (B)(2) + (B)(3) + B(4)		46652	199720804	0	0	199720804	54.603%	199720804	0	199720804	54.603%	0	199720804	54.603%	0	0	20066313	49.433%	0	0	0	0	0	0	197576229			



AVONMORE CAPITAL & MANAGEMENT SERVICES LTD.-NEW RS.1/ (Post Scheme without PAN)

SHAREHOLDING PATTERN AS ON 30th June, 2025

Table - IV Statement showing shareholding pattern of the Non Promter - Non Public shareholder

Post-Scheme of Arrangement

S.No.	Category & Name of the Shareholders (I)	PAN (II)	No. of share holder (III)	No. of fully paid up equity shares held (IV)	Partly paid-up equity shares held (V)	No. of shares underlying Depository Receipts (VI)	Total no. shares held (VII = IV+V+VI)	Shareholding % calculated as per SCRR, 1957 As a % of (A+B+C2) (VIII)	Number of Voting Rights held in each class of securities (IX)				No. of Shares Underlying Outstanding convertible securities (including Warrants, ESOP, etc.) (X)	Total No of shares on fully diluted basis (including warrants, ESOP, Convertible Securities etc.) (XI)=(VII+X)	Total shareholding, as a % assuming full conversion of convertible securities (as a percentage of diluted share capital) (XII)	Number of Locked in shares (XIII)		Number of Shares pledged (XIV)		Non-Disposal Undertaking (XV)		Other encumbrances, if any (XVI)		Total Number of Shares encumbered (XVII) = (XIV+XV+X VI)		Number of equity shares held in dematerialized form (XVIII)
									No of Voting Rights			Total as a % of Total Voting rights				No. (a)	As a % of total Shares held (b)	No. (a)	As a % of total shares held (b)	No. (a)	As a % of total shares held (b)	No. (a)	As a % of total shares held (b)	No (a)	As a % of total shares held (b)	
									Class X	Class Y	Total															
(1)	Custodian/DR Holder																	N.A.							
(a)	names																	N.A.							
(2)	Employees Benefit Trust (under SEBI Based emplyees benefit) Regulation 2014																	N.A.							
(a)	names																	N.A.							
																		N.A.							
	Toral Non-Promoter Non Public shareholding C = C1+C2		0	0	0	0	0	0	0	0	0	0	0	0	0	0		N.A.							0



AVONMORE CAPITAL & MANAGEMENT SERVICES LTD.-NEW RS.1/ (Post Scheme without PAN)

SHAREHOLDING PATTERN AS ON 30th June, 2025

Table V- Statement showing details of significant beneficial owners

Post-Scheme of Arrangement

Sr. No.	Details of the significant beneficial owner (i)			Details of the registered owner (id			Particulars of the shares in which significant beneficial interest is held by the beneficial owner (in)		Date of creation / acquisition of significant beneficial interest (IV)
	Name	PAN	Nationality	Name	PAN	Nationality	Number of shares	Shareholding as a % of total no. of shares (calculated as per SCRR, 1957) As a % of (A+B+C2)	



AVONMORE CAPITAL & MANAGEMENT SERVICES LTD.-NEW RS.1/ (Post Scheme without PAN)

SHAREHOLDING PATTERN AS ON 30th June, 2025

Table VI - Statement showing foreign ownership limits

	Board approved limits	*Limits utilized*
As on shareholding date	49	0
As on the end of previous 1st quarter	49	0
As on the end of previous 2nd quarter	49	0
As on the end of previous 3rd quarter	49	0
As on the end of previous 4th quarter	49	0



AVONMORE CAPITAL & MANAGEMENT SERVICES LTD - (Post Scheme without PAN)

Sr. No	Details of SBO			Details of Registered Owner			Details of holding/exercise of right of the SBO in the reporting Company, whether director or indirect					Date of creation /acquisition of significant beneficial interest
							Whether by Virtue of:					
	Name	PAN	Nationality	Name	PAN	Nationality	Shares	Voting Rights	Rights on Distributable Dividend or any other Distribution	Exercise of control	Exercise of significant influence	
SIGNIFICANT BENEFICIAL INTEREST												
1	GURPREET N S SOBTI		India	GURPREET N S SOBTI		India	0.65	0.65	0.65	yes	yes	31-03-1997
2	GURPREET N S SOBTI		India	INNOVATIVE MONEY MATTERS PVT. LTD		India	24.16	24.16	24.16	yes	yes	14-02-2004
3	GURPREET N S SOBTI		India	RAKAM INFRASTRUCTURES PVT.LTD		India	10.64	10.64	10.64	yes	yes	30-03-2016
4	NAVJEET SINGH SOBTI		India	NAVJEET SINGH SOBTI		India	6.32	6.32	6.32	yes	Yes	31-03-1997
5	NAVJEET SINGH SOBTI		India	INNOVATIVE MONEY MATTERS PVT. LTD		India	1.38	1.38	1.38	yes	Yes	14-02-2004

Avonmore Capital & Management Services Limited

SHAREHOLDING PATTERN					
1	Name of Listed Entity:			ALMONDZ GLOBAL SECURITIES LTD-NEW FV RS.1/ (Post Scheme without PAN)	
2	Scrip Code/Name of Scrip/Class of Security			Equity	
3	Share Holding Pattern Filed under: Reg. 31(1)(a)/Reg. 31(1)(b)/Reg.31(1)(c)			Reg.31(1)(b)	
	a.	If under 31(1)(b) then indicate the report for Quarter ending		30th June 2025	
	b.	If under 31(1)(c) then indicate date of allotment/extinguishment			
4	Declaration: The Listed entity is required to submit the following declaration to the extent of submission of information:-				
	Particulars			Yes*	No*
	1	Whether the Listed Entity has issued any partly paid up shares?			No
	2	Whether the Listed Entity has issued any Convertible Securities or Warrants?			No
	3	Whether the Listed Entity has any shares against which depository receipts are issued?			No
	4	Whether the Listed Entity has any shares in locked-in?			No
	5	Whether any shares held by promoters are pledge or otherwise encumbered?			No



ALMONDZ GLOBAL SECURITIES LTD-NEW FV RS.1/ (Post Scheme without PAN)
SHAREHOLDING PATTERN AS ON 30th June 2025
Table - I Summary Statement holding of specified securities

Category (I)	Category of Shareholder (II)	No of Shareholders (III)	No. of fully paid Equity Share Held (IV)	No. Of Partly Paid Equity Shares Held (V)	No . Of shares underlying Depository Receipts (VI)	Total Nos. Shares Held (VII) = IV+V+VI	Shareholding as a % of total no of Shares *(calculated as per SCRR 1957)* (VIII) as a % of (A+B+C2)	No of Voting Rights held in each class of securities (IX)				No of shares undelying outstanding convertible securities (including warrants) (X)	Shareholding as a % assuming full convertions of convertible securities (as a % of diluted equity capital) (XI)=VII+X as a % of (A+B+C2)	No. of Locked in Shares (XII)		No of Shares pledged or otherwise encumbered (XIII)		No of Equity Shares Held in Dematerialized form (XIV)
								Class X	Class Y	Total	Total as a % of (A+B+C)			No. (a)	As a % of total shares held (b)	No. (a)	As a % of total shares held (b)	
(A)	Promoter & Promoter Group	0	0	0	0	0	0	0	0	0	0	0	0	0	0	0	0	0
(B)	Public	0	0	0	0	0	0	0	0	0	0	0	0	0	0	0	0	0
(C)	Non Promoter - Non Public	0	0	0	0	0	0	0	0	0	0	0	0	0	0	0	0	0
(C1)	Shares Underlying DRs	0	0	0	0	0	0	0	0	0	0	0	0	0	0	0	0	0
(C2)	Share Held By Employees Trusts	0	0	0	0	0	0	0	0	0	0	0	0	0	0	0	0	0
	Total	0	0	0	0	0	0	0	0	0	0	0	0	0	0	0	0	0
	Total A+B+C1+C2	0	0	0	0	0	0	0	0	0	0	0	0	0	0	0	0	0



ALMONDZ GLOBAL SECURITIES LTD-NEW FV RS.1/ (Post Scheme without PAN)

SHAREHOLDING PATTERN AS ON 30th June 2025

Table - II Statement showing shareholding pattern of the Promoter and Promer Group

S.No.	Category & Name of the Shareholder (I)	Entity type i.e.promoter OR promoter group entity (except promoter)	PAN (II)	No of Shareholders (III)	No. of fully paid Equity Share Held (IV)	No. Of Partly Paid Equity Shares Held (V)	No . Of shares underlying Depository Receipts (VI)	Total Nos. Shares Held (VII) = IV+V+VI	Shareholding as a % of total no of Shares *(calculated as per SCRR 1957)* (VIII) as a % of (A+B+C2)	No of Voting Rights held in each class of securities (IX)				No of shares undelying outstanding convertible securities (including warrants) (X)	Shareholding as a % assuming full convertions of convertible securities (as a % of diluted equity capital) (XI)=VII+X as a % of (A+B+C2)	No. of Locked in Shares (XII)		No of Shares pledged or otherwise encumbered (XIII)		No of Equity Shares Held in Dematerialized form (XIV)
										Class X	Class Y	Total	Total as a % of (A+B+C)			No. (a)	As a % of total shares held (b)	No. (a)	As a % of total shares held (b)	
(1)	Indian																			
(a)	Individual			0	0	0	0	0	0	0	0	0	0	0	0	0	0	0	0	0
(b)	Huf			0	0	0	0	0	0	0	0	0	0	0	0	0	0	0	0	0
(c)	Central Govt /state Govt/ President Of India			0	0	0	0	0	0	0	0	0	0	0	0	0	0	0	0	0
(d)	Financial Inst/banks			0	0	0	0	0	0	0	0	0	0	0	0	0	0	0	0	0
(e)	Any other			0	0	0	0	0	0	0	0	0	0	0	0	0	0	0	0	0
	Other - Body Corporate			0	0	0	0	0	0	0	0	0	0	0	0	0	0	0	0	0
	Avonmore Capital & Management Services Ltd			0	0	0	0	0	0	0	0	0	0	0	0	0	0	0	0	0
	Rakam Infrastructures Private Limited			0	0	0	0	0	0	0	0	0	0	0	0	0	0	0	0	0
	Sub - Total			0	0	0	0	0	0	0	0	0	0	0	0	0	0	0	0	0
(2)	Foreign			0	0	0	0	0	0	0	0	0	0	0	0	0	0	0	0	0
(a)	Individual(nri/ Foriegn Individual)			0	0	0	0	0	0	0	0	0	0	0	0	0	0	0	0	0
(b)	Government			0	0	0	0	0	0	0	0	0	0	0	0	0	0	0	0	0
(c)	Institutions			0	0	0	0	0	0	0	0	0	0	0	0	0	0	0	0	0
(d)	Foreign Portfolio Investor			0	0	0	0	0	0	0	0	0	0	0	0	0	0	0	0	0
(e)	Any Other			0	0	0	0	0	0	0	0	0	0	0	0	0	0	0	0	0
	Sub - Total			0	0	0	0	0	0	0	0	0	0	0	0	0	0	0	0	0
	Total Shareholding of Promoter and Promotor Group			0	0	0	0	0	0	0	0	0	0	0	0	0	0	0	0	0



ALMONDZ GLOBAL SECURITIES LTD-NEW FV RS.1/ (Post Scheme without PAN)
SHAREHOLDING PATTERN AS ON 30th June 2025
Table - III Statement showing shareholding pattern of the Public shareholding

S.No.	Category & Name of the Shareholder (I)	PAN (II)	No of Shareholders (III)	No. of fully paid Equity Share Held (IV)	No. Of Partly Paid Equity Shares Held (V)	No . Of shares underlying Depository Receipts (VI)	Total Nos. Shares Held (VII) = IV+V+VI	Shareholding as a % of total no of Shares *(calculated as per SCRR 1957)* (VIII) as a % of (A+B+C2)	No of Voting Rights held in each class of securities (IX)				No of shares underlying outstanding convertible securities (including warrants) (X)	Shareholding as a % assuming full convertions of convertible securities (as a % of diluted equity capital) (XI)=VII+X as a % of (A+B+C2)	No. of Locked in Shares (XII)		No of Shares pledged or otherwise encumbered (XIII)		No of Equity Shares Held in Dematerialized form (XIV)	Sub-categorization of shares (XV)		
									No of Voting Rights			Total as a % of (A+B+C)			No. (a)	As a % of total shares held (b)	No. (a)	As a % of total shares held (b)		Shareholding (No. of shares) under		
									Class X	Class Y	Total									Sub-category (i)	Sub-category (II)	Sub-category (III)
(1)	Institutions																					
(a)	Mutual Funds		0	0	0	0	0	0	0	0	0	0	0	0	0	0	0	0	0			
(b)	Venture Capital Funds		0	0	0	0	0	0	0	0	0	0	0	0	0	0	0	0	0			
(c)	Alternate Investment Funds		0	0	0	0	0	0	0	0	0	0	0	0	0	0	0	0	0			
(d)	Banks		0	0	0	0	0	0	0	0	0	0	0	0	0	0	0	0	0			
(e)	Insurance Companies		0	0	0	0	0	0	0	0	0	0	0	0	0	0	0	0	0			
(f)	Provident Funds/ Pension Fund		0	0	0	0	0	0	0	0	0	0	0	0	0	0	0	0	0			
(g)	Asset Reconstruction Companies		0	0	0	0	0	0	0	0	0	0	0	0	0	0	0	0	0			
(h)	Sovereign Wealth Funds		0	0	0	0	0	0	0	0	0	0	0	0	0	0	0	0	0			
(i)	NBFCs registered with RBI		0	0	0	0	0	0	0	0	0	0	0	0	0	0	0	0	0			
(j)	Other Financial Institutions		0	0	0	0	0	0	0	0	0	0	0	0	0	0	0	0	0			
	Sub-total (B)(1)		0	0	0	0	0	0	0	0	0	0	0	0	0	0	0	0	0			
(2)	Institutions (Foreign)		0	0	0	0	0	0	0	0	0	0	0	0	0	0	0	0	0			
(a)	Foreign Direct Investment		0	0	0	0	0	0	0	0	0	0	0	0	0	0	0	0	0			
(b)	Foreign Venture Capital Investors		0	0	0	0	0	0	0	0	0	0	0	0	0	0	0	0	0			
(c)	Sovereign Wealth Funds		0	0	0	0	0	0	0	0	0	0	0	0	0	0	0	0	0			
(d)	Foreign Portfolio Investors Category I		0	0	0	0	0	0	0	0	0	0	0	0	0	0	0	0	0	0	0	0
	Copthall Mauritius Investment Limited - (		0	0	0	0	0	0	0	0	0	0	0	0	0	0	0	0	0	0	0	0
(e)	Foreign Portfolio Investors Category II		0	0	0	0	0	0	0	0	0	0	0	0	0	0	0	0	0			
(f)	Overseas Depositories (holding DRs) (bal		0	0	0	0	0	0	0	0	0	0	0	0	0	0	0	0	0			
	Sub-Total B(2)		0	0	0	0	0	0	0	0	0	0	0	0	0	0	0	0	0	0	0	0
(3)	Central Government / State Government		0	0	0	0	0	0	0	0	0	0	0	0	0	0	0	0	0			
(a)	Central Government / President of India		0	0	0	0	0	0	0	0	0	0	0	0	0	0	0	0	0			
(b)	State Government / Governor		0	0	0	0	0	0	0	0	0	0	0	0	0	0	0	0	0			
(c)	Shareholding by Companies or Bodies Co		0	0	0	0	0	0	0	0	0	0	0	0	0	0	0	0	0			
	Sub-Total B(3)		0	0	0	0	0	0	0	0	0	0	0	0	0	0	0	0	0			
(4)	Non-institutions		0	0	0	0	0	0	0	0	0	0	0	0	0	0	0	0	0			
(a)	Associate companies / Subsidiaries		0	0	0	0	0	0	0	0	0	0	0	0	0	0	0	0	0			
(b)	Directors and their relatives (excluding independent directors and nominee directors)		0	0	0	0	0	0	0	0	0	0	0	0	0	0	0	0	0			
(c)	Key Managerial Personnel		0	0	0	0	0	0	0	0	0	0	0	0	0	0	0	0	0	0	0	0
(d)	Relatives of promoters (other than 'immediate relatives' of promoters disclosed under 'Promoter and Promoter Group' category)		0	0	0	0	0	0	0	0	0	0	0	0	0	0	0	0	0			

ALMONDZ GLOBAL SECURITIES LTD-NEW FV RS.1/ (Post Scheme without PAN)
SHAREHOLDING PATTERN AS ON 30th June 2025
Table - III Statement showing shareholding pattern of the Public shareholding

S.No.	Category & Name of the Shareholder (I)	PAN (II)	No of Shareholders (III)	No. of fully paid Equity Share Held (IV)	No. Of Partly Paid Equity Shares Held (V)	No . Of shares underlying Depository Receipts (VI)	Total Nos. Shares Held (VII) = IV+V+VI	Shareholding as a % of total no of Shares *(calculated as per SCRR 1957)* (VIII) as a % of (A+B+C2)	No of Voting Rights held in each class of securities (IX)				No of shares undelying outstanding convertible securities (including warrants) (X)	Shareholding as a % assuming full convertions of convertible securities (as a % of diluted equity capital) (XI)=VII+X as a % of (A+B+C2)	No. of Locked in Shares (XII)		No of Shares pledged or otherwise encumbered (XIII)		No of Equity Shares Held in Dematerialized form (XIV)	Sub-categorization of shares (XV)		
									No of Voting Rights			Total as a % of (A+B+C)			No. (a)	As a % of total shares held (b)	No. (a)	As a % of total shares held (b)		Shareholding (No. of shares) under		
									Class X	Class Y	Total									Sub-category (i)	Sub-category (II)	Sub-category (III)
(e)	Trusts where any person belonging to 'Promoter and Promoter Group' category is 'trustee', 'beneficiary', or 'author of the trust'		0	0	0	0	0	0	0	0	0	0	0	0	0	0	0	0	0			
(f)	Investor Education and Protection Fund (IEPF)		0	0	0	0	0	0	0	0	0	0	0	0	0	0	0	0	0	0	0	0
(g)	Resident Individuals holding nominal share capital up to Rs. 2 lakhs		0	0	0	0	0	0	0	0	0	0	0	0	0	0	0	0	0	0	0	0
(h)	Resident Individuals holding nominal share capital in excess of Rs. 2 lakhs		0	0	0	0	0	0	0	0	0	0	0	0	0	0	0	0	0	0	0	0
	Anil Vishanji Dedhia		0	0	0	0	0	0	0	0	0	0	0	0	0	0	0	0	0	0	0	0
	Dilipkumar Lakhi		0	0	0	0	0	0	0	0	0	0	0	0	0	0	0	0	0	0	0	0
	Kiran Rashmin Rughani		0	0	0	0	0	0	0	0	0	0	0	0	0	0	0	0	0	0	0	0
	Manoj Kumar Arora		0	0	0	0	0	0	0	0	0	0	0	0	0	0	0	0	0	0	0	0
	Santhana Rajagopalan Nandakumar		0	0	0	0	0	0	0	0	0	0	0	0	0	0	0	0	0	0	0	0
	Subhash Phootarmal Rathod		0	0	0	0	0	0	0	0	0	0	0	0	0	0	0	0	0	0	0	0
(i)	Non Resident Indians (NRIs)-Non - Repatariable		0	0	0	0	0	0	0	0	0	0	0	0	0	0	0	0	0	0	0	0
	Non Resident Indians (NRIs)-Repatariable		0	0	0	0	0	0	0	0	0	0	0	0	0	0	0	0	0	0	0	0
(j)	Foreign Nationals		0	0	0	0	0	0	0	0	0	0	0	0	0	0	0	0	0			
(k)	Foreign Companies		0	0	0	0	0	0	0	0	0	0	0	0	0	0	0	0	0			
(l)	Bodies Corporate		0	0	0	0	0	0	0	0	0	0	0	0	0	0	0	0	0	0	0	0
	Infront Enterprises Private Limited		0	0	0	0	0	0	0	0	0	0	0	0	0	0	0	0	0	0	0	0
	Sahi Trading Private Limited		0	0	0	0	0	0	0	0	0	0	0	0	0	0	0	0	0	0	0	0
(m)	Trusts		0	0	0	0	0	0	0	0	0	0	0	0	0	0	0	0	0			
	OTHER - HUF		0	0	0	0	0	0	0	0	0	0	0	0	0	0	0	0	0	0	0	0
	OTHER - Clearing Member/House - Ind		0	0	0	0	0	0	0	0	0	0	0	0	0	0	0	0	0	0	0	0
	Sub-Total (B)(4)		0	0	0	0	0	0	0	0	0	0	0	0	0	0	0	0	0	0	0	0

ALMONDZ GLOBAL SECURITIES LTD-NEW FV RS.1/ (Post Scheme without PAN)
SHAREHOLDING PATTERN AS ON 30th June 2025
Table - III Statement showing shareholding pattern of the Public shareholding

S.No.	Category & Name of the Shareholder (I)	PAN (II)	No of Shareholders (III)	No. of fully paid Equity Share Held (IV)	No. Of Partly Paid Equity Shares Held (V)	No . Of shares underlying Depository Receipts (VI)	Total Nos. Shares Held (VII) = IV+V+VI	Shareholding as a % of total no of Shares *(calculated as per SCRR 1957)* (VIII) as a % of (A+B+C2)	No of Voting Rights held in each class of securities (IX)				No of shares undelying outstanding convertible securities (including warrants) (X)	Shareholding as a % assuming full convertions of convertible securities (as a % of diluted equity capital) (XI)=VII+X as a % of (A+B+C2)	No. of Locked in Shares (XII)		No of Shares pledged or otherwise encumbered (XIII)		No of Equity Shares Held in Dematerialized form (XIV)	Sub-categorization of shares (XV)		
									No of Voting Rights			Total as a % of (A+B+C)			No. (a)	As a % of total shares held (b)	No. (a)	As a % of total shares held (b)		Shareholding (No. of shares) under		
									Class X	Class Y	Total									Sub-category (i)	Sub-category (II)	Sub-category (III)
	Total Public Shareholding (B) = (B)(1) + (B)(2) + (B)(3) + B(4)		0	0	0	0	0	0	0	0	0	0	0	0	0	0	0	0	0			



ALMONDZ GLOBAL SECURITIES LTD-NEW FV RS.1/ (Post Scheme without PAN)

SHAREHOLDING PATTERN AS ON 30th June 2025

Table - IV Statement showing shareholding pattern of the Non Promter - Non Public shareholder

S.No.	Category & Name of the Shareholder (I)	PAN (II)	No of Shareholders (III)	No. of fully paid Equity Share Held (IV)	No. Of Partly Paid Equity Shares Held (V)	No . Of shares underlying Depository Receipts (VI)	Total Nos. Shares Held (VII) = IV+V+ VI	Shareholding as a % of total no of Shares *(calculated as per SCRR 1957)* (VIII) as a % of (A+B+C2)	No of Voting Rights held in each class of securities (IX)				No of shares undelying outstanding convertible securities (including warrants) (X)	Shareholding as a % assuming full convertions of convertible securities (as a % of diluted equity capital) (XI)=VII+X as a % of (A+B+C2)	No. of Locked in Shares (XII)		No of Shares pledged or otherwise		No of Equity Shares Held in Dematerialized form (XIV)
									No of Voting Rights			Total as a % of (A+B+C)			No. (a)	As a % of total shares held (b)	No. (a)	As a % of total shares held (b)	
									Class X	Class Y	Total								
(1)	Custodian/DR Holder																N.A.		
(a)	names																N.A.		
(2)	Employees Benefit Trust (under SEBI Based emplyees benefit) Regulation 2014																N.A.		
(a)	names																N.A.		
																	N.A.		
	Toral Non-Promoter Non Public shareholding C = C1+C2		0	0	0	0	0	0	0	0	0	0	0	0	0	0	N.A.		0



ALMONDZ GLOBAL SECURITIES LTD-NEW FV RS.1/ (Post Scheme without PAN)

SHAREHOLDING PATTERN AS ON 30th June 2025

Table V- Statement showing details of significant beneficial owners

Sr. No.	Details of the significant beneficial owner (i)			Details of the registered owner (id			Particulars of the shares in which significant beneficial interest is held by the beneficial owner (in)		Date of creation / acquisition of significant beneficial interest (IV)
	Name	PAN	Nationality	Name	PAN	Nationality	Number of shares	Shareholding as a % of total no. of shares (calculated as per SCRR, 1957) As a % of (A+B+C2)	



ALMONDZ GLOBAL SECURITIES LTD-NEW FV RS.1/ (Post Scheme without PAN)

SHAREHOLDING PATTERN AS ON 30th June 2025

Table VI - Statement showing foreign ownership limits

	Board approved limits	*Limits utilized*
As on shareholding date	49	0
As on the end of previous 1st quarter	49	0
As on the end of previous 2nd quarter	49	0
As on the end of previous 3rd quarter	49	0
As on the end of previous 4th quarter	49	0



SHAREHOLDING PATTERN					
1	Name of Listed Entity:			ALMONDZ BROKING SERVICES LTD-NEW FV RS.1/ (Post Schme without PAN)	
2	Scrip Code/Name of Scrip/Class of Security			Equity	
3	Share Holding Pattern Filed under: Reg. 31(1)(a)/Reg. 31(1)(b)/Reg.31(1)(c)			Reg.31(1)(b)	
	a.	If under 31(1)(b) then indicate the report for Quarter ending		30th June, 2025	
	b.	If under 31(1)(c) then indicate date of allotment/extinguishment			
4	Declaration: The Listed entity is required to submit the following declaration to the extent of submission of information:-				
	Particulars			**Yes***	**No***
	1	Whether the Listed Entity has issued any partly paid up shares?			No
	2	Whether the Listed Entity has issued any Convertible Securities or Warrants?		Yes	
	3	Whether the Listed Entity has any shares against which depository receipts are issued?			No
	4	Whether the Listed Entity has any shares in locked-in?			No
	5	Whether any shares held by promoters are pledge or otherwise encumbered?			No

ALMONDZ BROKING SERVICES LIMITED

ALMONDZ BROKING SERVICES LTD-NEW FV RS.1/ (Post Schme without PAN)

SHAREHOLDING PATTERN AS ON 30th June, 2025

Table - I Summary Statement holding of specified securities

Post-Scheme of Arrangement

Category (I)	Category of shareholder (II)	No. of shareholder (III)	No. of fully paid up equity shares held (IV)	Partly paid-up equity shares held (V)	No. of shares underlying Depository Receipts (VI)	Total no. shares held (VII) = (IV)+(V)+(VI)	Shareholding as a % of total no. of shares (calculated as per SCRR, 1957) As a % of (A+B+C2) (VIII)	Number of Voting Rights held in each class of securities (IX)				No. of Shares Underlying Outstanding convertible securities (including Warrants, ESOP etc.) (X)	Total No of shares on fully diluted basis (including warrants, ESOP, Convertible Securities etc.) (XI)=(VII+X)	Shareholding, as a % assuming full conversion of convertible securities (as a percentage of diluted share capital) (XII) = (VII)+(X) As a % of (A+B+C2)	Number of Locked in shares (XIII)		Number of Shares pledged (XIV)		Non- Disposal Undertaking (XV)		Other encumbrances, if any (XVI)		Total Number of Shares encumbered (XVII) = (XIV+XV+XVI)		Number of equity shares held in dematerialized form (XVIII)
								No of Voting Rights			Total as a % of (A+B+C)				No. (a)	As a % of total Shares held (b)	No. (a)	As a % of total shares held (b)	No (a)	As a % of total shares held (b)	No (a)	As a % of total shares held (b)	No (a)	As a % of total shares held (b)	
								Class eg: X	Class eg: Y	Total															
(A)	Promoter & Promoter Group	2	88575130	0	0	88575130	51.0088	88575130	0	88575130	51.01	0	88575130	47.6775	0	0.0000	0	0.0000	0	0.0000	0	0.0000	0	0.0000	88575130
(B)	Public	14383	85071624	0	0	85071624	48.9912	85071624	0	85071624	48.99	12133046	97204670	52.3225	0	0.0000	10741659	12.6266	0	0.0000	0	0.0000	12.6266	10741659.0000	84383904
(C)	Non Promoter - Non Public	0	0	0	0	0	0.0000	0	0	0	0	0	0	0.0000	0	0.0000	0	0.0000	0	0.0000	0	0.0000	0	0.0000	0
(C1)	**Shares Underlying DRs**	**0**	**0**	**0**	**0**	**0**	**0.0000**	**0**	**0**	**0**	**0**	**0**	**0**	**0.0000**	**0**	**0.0000**	**0**	**0.0000**	**0**	**0.0000**	**0**	**0.0000**	**0**	**0.0000**	**0**
(C2)	Share Held By Employees Trusts	0	0	0	0	0	0.0000	0	0	0	0	0	0	0.0000	0	0.0000	0	0.0000	0	0.0000	0	0.0000	0	0.0000	0
	Total	0	0	0	0	0	0.0000	0	0	0	0	0	0	0.0000	0	0.0000	0	0.0000	0	0.0000	0	0.0000	0	0.0000	0
	Total A+B+C1+C2	**14385**	**173646754**	**0**	**0**	**173646754**	**100.0000**	**173646754**	**0**	**173646754**	**100**	**12133046**	**185779800**	**100.0000**	**0**	**0.0000**	**10741659**	**12.6266**	**0**	**0.0000**	**0**	**0.0000**	**13**	**10741659.0000**	**172959034**



ALMONDZ BROKING SERVICES LTD-NEW FV RS.1/ (Post Schme without PAN)

SHAREHOLDING PATTERN AS ON 30th June, 2025

Table - II Statement showing shareholding pattern of the Promoter and Promer Group

Post-Scheme of Arrangement

S.No.	Category & Name of the Shareholders (I)	Entity type Promoter or Promoter group (Promoter group would exclude promoter s) (II)	No. of share holder (IV)	No. of fully paid up equity shares held (V)	Partly paid-up equity shares held (VI)	No. of shares underlying Depository Receipts (VII)	Total no. shares held (VIII = V+VI+VII)	Shareholding % calculated as per SCRR, 1957 As a % of (A+B+C2) (IX)	Number of Voting Rights held in each class of securities (X)				No. of Shares Underlying Outstanding convertible securities (including Warrants, ESOP etc.) (XI)	Total No of shares on fully diluted basis (including warrants, ESOP, Convertible Securities etc.) (XII)=(VIII+ XI)	Total shareholding, as a % assuming full conversion of convertible securities (as a percentage of diluted share capital) (XIII) = (VIII)+(XI) as a % of A+B+C2	Number of Locked in shares (XIV)		Number of Shares pledged (XV)		NonDisposal Undertaking (XVI)		Other encumbrances, if any (XVII)		Total Number of Shares encumbered (XVIII) = (XV+XVI+XVII)		Number of equity shares held in dematerialized form (XIX)
									No of Voting Rights			Total as a % of Total Voting rights													
									Class X	Class Y	Total					No. (a)	As a % of total Shares held (b)	No. (a)	As a % of total shares held (b)	No. (a)	As a % of total shares held (b)	No. (a)	As a % of total shares held (b)	No. (a)	As a % of total shares held (b)	
(1)	Indian																									
(a)	Individual		0	0	0	0	0	0.0000	0	0	0	0.0000	0	0.0000	0	0.0000	0	0.0000	0	0	0	0	0	0	0	0
	Gurpreet N S Sobti		0	0	0	0	0	0	0	0	0	0.0000	0	0.0000	0			0.0000	0	0	0	0	0		0	0
	Navjeet Singh Sobti		0	0	0	0	0	0	0	0	0	0.0000	0	0.0000	0			0.0000	0	0	0	0	0	0	0	0
	SHLOK SINGH SOBTI		0	0	0	0	0	0	0	0	0	0.0000	0	0.0000	0			0.0000	0	0	0	0	0	0	0	0
	SHABAD SINGH SOBTI		0	0	0	0	0	0	0	0		0.0000	0	0.0000	0			0.0000	0	0	0		0			0
	MANPREET SINGH		0	0	0	0	0	0	0		0	0.0000	0	0.0000	0			0.0000	0	0	0	0	0	0	0	0
	RUNPREET KAUR SURI		0	0	0	0	0	0	0	0	0	0.0000	0	0.0000	0				0	0	0	0	0	0	0	0
	RIPUDAMAN SINGH SOBTI		0	0	0	0	0	0	0	0	0	0.0000	0	0.0000	0			0.0000	0	0	0	0	0	0	0	0
	MANVINDER SINGH SOBTI		0	0	0	0	0	0	0	0	0	0.0000	0	0.0000	0			0.0000	0	0	0	0	0	0	0	0
	SUKHVINDER SINGH SOBTI		0	0	0	0	0	0	0	0	0	0.0000	0	0.0000	0			0.0000	0	0						
(b)	Huf		0							0	0	0.0000	0	0.0000	0	0.0000	0	0.0000	0		0	0	0	0	0	0
	NAVJEET SINGH SOBTI HUF		0	0	0	0	0	0.0000	0	0	0	0.0000	0	0.0000	0	0.0000	0	0.0000	0	0	0	0	0	0	0	0
(c)	Central Govt /state Govt/ President Of India									0	0	0.0000	0	0.0000	0	0.0000	0	0.0000	0		0	0	0	0	0	0
(d)	Financial Inst/banks									0	0	0.0000	0	0.0000	0	0.0000	0	0.0000	0		0	0	0	0	0	0
(e)	Any other			88575130			88575130	51.0088	88575130	0	88575130	51.0088		88575130.0000	₹ 47.68											88575130
	Other - Body Corporate									0			0			0.0000	0	0.0000	0		0	0	0	0	0	
	Avonmore Capital & Management Services Ltd		1	87208454	0	0	87208454	50.2218	87208454	0	87208454	50.2218	0	87208454.0000	46.94	0.0000	0	0.0000	0	0	0	0	0	0	0	87208454
	Rakam Infrastructures Private Limited		1	1366676	0	0	1366676	0.7870	1366676	0	1366676	0.7870	0	1366676.0000	0.74	0.0000	0	0.0000	0							1366676
	Innovative Money Matters Private Limited		0	0	0	0	0	0.0000	0	0	0	0	0	0	0	0	0	0	0	0	0	0	0	0	0	0
	Sunlight Software Private Limited		0	0	0	0	0	0.0000	0	0	0	0	0	0	0	0	0	0	0	0	0	0	0	0	0	0
	Invsify Technologies Private Limited		0	0	0	0	0	0.0000	0	0	0	0	0	0	0	0	0	0	0	0	0	0	0	0	0	0
	Rinku Sobti Fashions Private Limited		0	0	0	0	0	0.0000	0	0	0	0	0	0	0	0	0	0	0	0	0	0	0	0	0	0
	Almondz Commodities Private Limited		0	0	0	0	0	0	0	0	0		0	0.0000	0	0.0000	0	0.0000	0	0	0	0	0	0	0	0
	Skiffle Advisory Services Limited		0	0	0	0	0	0	0	0	0		0	0.0000	0	0.0000	0	0.0000	0	0	0	0	0		0	
	Almondz Financial Services Limited		0	0	0	0	0	0	0	0	0		0	0.0000	0	0.0000	0	0.0000	0		0	0	0	0	0	0
	Almondz Global Infra Consultant Limited		0	0	0	0	0	0	0	0	0		0	0.0000	0	0.0000	0	0.0000	0	0	0	0	0	0	0	0
	North Square Projects Private Limited		0	0	0	0	0	0	0	0	0	0	0	0	0	0	0	0	0	0	0	0	0	0	0	0
	Almondz – Wealth Limited		0	0	0	0	0	0	0	0	0	0	0	0	0	0	0	0	0	0	0	0	0	0	0	0
	Almondz Broking Services Limited		0	0	0	0	0	0	0	0	0	0	0	0	0	0	0	0	0	0	0	0	0	0	0	0
	Almondz Insolvency Resolutions Services Private Limited		0	0	0	0	0	0	0	0	0	0	0	0	0	0	0	0	0	0	0	0	0	0	0	0
	Avonmore Developers Private Limited		0	0	0	0	0	0	0	0	0	0	0	0	0	0	0	0	0	0	0	0	0	0	0	0
	Anemone Holdings Private Limited		0	0	0	0	0	0	0	0	0	0	0	0	0	0	0	0	0	0	0	0	0	0	0	0
	Apricot Infosoft Private Limited		0	0	0	0	0	0	0	0	0	0	0	0	0	0	0	0	0	0	0	0	0	0	0	0
	Glow Apparels Private Limited		0	0	0	0	0	0	0	0	0	0	0	0	0	0	0	0	0	0	0	0	0	0	0	0



ALMONDZ BROKING SERVICES LTD-NEW FV RS.1/ (Post Schme without PAN)

SHAREHOLDING PATTERN AS ON 30th June, 2025

Table - II Statement showing shareholding pattern of the Promoter and Promer Group

Post-Scheme of Arrangement

	Red Solutions Private Limited		0	0	0	0	0	0	0	0	0	0	0	0	0	0	0	0	0	0	0	0	0	0	0	0	0	0
	Acrokx Realty Private Limited		0	0	0	0	0	0	0	0	0	0	0	0	0	0	0	0	0	0	0	0	0	0	0	0	0	0
	Almondz Finanz Limited		0	0	0	0	0	0	0	0	0	0	0	0	0	0	0	0	0	0	0	0	0	0	0	0	0	0
	Sub - Total											0	0	0	0	0	0	0	0	0	0	0	0	0	0	0	0	0
(2)	Foreign			0								0	0	0	0	0	0	0	0	0	0	0	0	0	0	0	0	0
(a)	Individual(nri/ Foriegn Individual)		0									0	0	0	0	0	0	0	0	0	0	0	0	0	0	0	0	0
(b)	Government			0								0	0	0	0	0	0	0	0	0	0	0	0	0	0	0	0	0
(c)	Institutions		0	0																								
(d)	Foreign Portfolio Investor		0																									
(e)	Any Other		2	88575130	0.00	0	0	0.0000	0	0	88575130	51.0100	0	88575130.0000	47.68	0.0000	0	0.0000	0	0	0		0	0	0	88575130
	Sub - Total		2	88575130	0.00	0	0	0.0000	0	0	88575130	51.0100	0	88575130.0000	47.68	0.0000	0	0.0000	0	0	0		0		0	88575130
	Total Shareholding of Promoter and Promotor Group		2	88575130	0.00	0	0	0.0000	0	0	88575130	51.0100	0	88575130.0000	47.68	0.0000	0	0.0000	0	0	0		0		0	88575130

ALMONDZ BROKING SERVICES LIMITED

ALMONDZ BROKING SERVICES LTD-NEW FV RS.1/ (Post Schme without PAN)

SHAREHOLDING PATTERN AS ON 30th June, 2025

Table - III Statement showing shareholding pattern of the Public shareholding

Post-Scheme of Arrangement

S.No.	Category & Name of the Shareholders (I)	PAN (II)	No. of share holder (III)	No. of fully paid up equity shares held (IV)	Partly paid-up equity shares held (V)	No. of shares underlying Depository Receipts (VI)	Total no. shares held (VII = IV+V+ VI)	Shareholding % calculated as per SCRR, 1957 As a % of (A+B+C2) (VIII)	Number of Voting Rights held in each class of securities (IX)				No. of Shares Underlying Outstanding convertible securities (including Warrants, ESOP etc.) (X)	Total No of shares on fully diluted basis (including warrants, ESOP, Convertible Securities etc.) (XI)=(VII+X)	Total shareholding, as a % assuming full conversion of convertible securities (as a percentage of diluted share capital) (XII)	Number of Locked in shares (XIII)		Number of Shares pledged (XIV)		NonDisposal Undertaking (XV)		Other encumbrances, if any (XVI)		Total Number of Shares encumbered (XVII) = (XIV+XV+XVI)		Number of equity shares held in dematerialized form (XVIII)
									No of Voting Rights			Total as a % of Total Voting rights				No. (a)	As a % of total Shares held (b)	No. (a)	As a % of total shares held (b)	No (a)	As a % of total shares held (b)	No. (a)	As a % of total shares held (b)	No (a)	As a % of total shares held (b)	
									Class X	Class Y	Tota l															
(1)	Institutions																								
(a)	Mutual Funds		0	0	0	0	0.0000	0.0000	0	0	0.0000	0.0000	0	0	0.0000	0	0.0000	0	0.0000	0	0.0000	0	0.0000	0	0.0000	0
(b)	Venture Capital Funds		0	0	0	0	0.0000	0.0000	0	0	0.0000	0.0000	0	0	0.0000	0	0.0000	0	0.0000	0	0.0000	0	0.0000	0	0.0000	0
(c)	Alternate Investment Funds		0	0	0	0	0.0000	0.0000	0	0	0.0000	0.0000	0	0	0.0000	0	0.0000	0	0.0000	0	0.0000	0	0.0000	0	0.0000	0
(d)	Banks		0	0	0	0	0.0000	0.0000	0	0	0.0000	0.0000	0	0	0.0000	0	0.0000	0	0.0000	0	0.0000	0	0.0000	0	0.0000	0
(e)	Insurance Companies		0	0	0	0	0.0000	0.0000	0	0	0.0000	0.0000	0	0	0.0000	0	0.0000	0	0.0000	0	0.0000	0	0.0000	0	0.0000	0
(f)	Provident Funds/ Pension Fund		0	0	0	0	0.0000	0.0000	0	0	0.0000	0.0000	0	0	0.0000	0	0.0000	0	0.0000	0	0.0000	0	0.0000	0	0.0000	0
(g)	Asset Reconstruction Companies		0	0	0	0	0.0000	0.0000	0	0	0.0000	0.0000	0	0	0.0000	0	0.0000	0	0.0000	0	0.0000	0	0.0000	0	0.0000	0
(h)	Sovereign Wealth Funds		0	0	0	0	0.0000	0.0000	0	0	0.0000	0.0000	0	0	0.0000	0	0.0000	0	0.0000	0	0.0000	0	0.0000	0	0.0000	0
(i)	NBFCs registered with RBI		0	0	0	0	0.0000	0.0000	0	0	0.0000	0.0000	0	0	0.0000	0	0.0000	0	0.0000	0	0.0000	0	0.0000	0	0.0000	0
(j)	Other Financial Institutions		0	0	0	0	0.0000	0.0000	0	0	0.0000	0.0000	0	0	0.0000	0	0.0000	0	0.0000	0	0.0000	0	0.0000	0	0.0000	0
	Sub-total (B)(1)		0	0	0	0	0.0000	0.0000	0	0	0.0000	0.0000	0	0	0.0000	0	0.0000	0	0.0000	0	0.0000	0	0.0000	0	0.0000	0
(2)	Institutions (Foreign)																								
(a)	Foreign Direct Investment		0	0	0	0	0.0000	0.0000	0	0	0.0000	0.0000	0	0	0.0000	0	0.0000	0	0.0000	0	0.0000	0	0.0000	0	0.0000	0
(b)	Foreign Venture Capital Investors		0	0	0	0	0.0000	0.0000	0	0	0.0000	0.0000	0	0	0.0000	0	0.0000	0	0.0000	0	0.0000	0	0.0000	0	0.0000	0
(c)	Sovereign Wealth Funds		0	0	0	0	0.0000	0.0000	0	0	0.0000	0.0000	0	0	0.0000	0	0.0000	0	0.0000	0	0.0000	0	0.0000	0	0.0000	0
(d)	Foreign Portfolio Investors Category I		1	1012276	0	0	1012276.0000	0.5830	1012276	0	1012276.0000	0.5830	0	1012276	0.5449	0	0.0000	0	0.0000	0	0.0000	0	0.0000	0	0.0000	1012276
(e)	Foreign Portfolio Investors Category II		1	8357	0	0	8357.0000	0.0048	8357	0	8357.0000	0.0048	0	8357	0.0045	0	0.0000	0	0.0000	0	0.0000	0	0.0000	0	0.0000	8357
(f)	Overseas Depositories (holding DRs) (balancing figure)		0	0	0	0	0.0000	0.0000	0	0	0.0000	0.0000	0	0	0.0000	0	0.0000	0	0.0000	0	0.0000	0	0.0000	0	0.0000	0
	Sub-Total B(2)		2	1020633	0	0	1020633.0000	0.5878	1020633	0	1020633.0000	0.5878	0	1020633	0.5494	0	0.0000	0	0.0000	0	0.0000	0	0.0000	0	0.0000	1020633
(3)	Central Government / State Government(s)																								
(a)	Central Government / President of India		0	0	0	0	0.0000	0.0000	0	0	0.0000	0.0000	0	0	0.0000	0	0.0000	0	0.0000	0	0.0000	0	0.0000	0	0.0000	0
(b)	State Government / Governor		0	0	0	0	0.0000	0.0000	0	0	0.0000	0.0000	0	0	0.0000	0	0.0000	0	0.0000	0	0.0000	0	0.0000	0	0.0000	0
(c)	Shareholding by Companies or Bodies Corporate where Central / State Government is a promoter		0	0	0	0	0.0000	0.0000	0	0	0.0000	0.0000	0	0	0.0000	0	0.0000	0	0.0000	0	0.0000	0	0.0000	0	0.0000	0
	Sub-Total B(3)		0	0	0	0	0.0000	0.0000	0	0	0.0000	0.0000	0	0	0.0000	0	0.0000	0	0.0000	0	0.0000	0	0.0000	0	0.0000	0
(4)	Non-institutions																								
(a)	Associate companies / Subsidiaries		0	0	0	0	0.0000	0.0000	0	0	0.0000	0.0000	0	0	0.0000	0	0.0000	0	0.0000	0	0.0000	0	0.0000	0	0.0000	0
(b)	Directors and their relatives (excluding independent directors and nominee directors)		2	2212800	0	0	2212800	0.0000	2212800	0	2212800	0.0000	3000000	5212800	2.8059	0	0.0000	0	0.0000	0	0.0000	0	0.0000	0	0.0000	2212800
	Manoj Kumar Arora	AEPPA5397H		1972800	0	0	1972800.0000	1.1361	1972800	0	1972800.0000	1.1361	1800000	3772800	2.0308	0	0.0000	0	0.0000							1972800
(c)	Key Managerial Personnel				0	0		0.0000	0	0	0.0000	0.0000	99996	99996	0.0538	0	0.0000	0	0.0000	0	0.0000	0	0.0000	0	0.0000	0



ALMONDZ BROKING SERVICES LTD-NEW FV RS.1/ (Post Schme without PAN)

SHAREHOLDING PATTERN AS ON 30th June, 2025

Table - III Statement showing shareholding pattern of the Public shareholding

Post-Scheme of Arrangement

(d)	Relatives of promoters (other than 'immediate relatives' of promoters disclosed under 'Promoter and Promoter Group' category)		0	0	0	0	0.0000	0.0000	0	0	0.0000	0.0000	0	0	0.0000	0	0.0000	0	0.0000	0	0.0000	0	0.0000	0	0.0000	0
(e)	Trusts where any person belonging to 'Promoter and Promoter Group' category is 'trustee', 'beneficiary', or 'author of the trust'		0	0	0	0	0.0000	0.0000	0	0	0.0000	0.0000	0	0	0.0000	0	0.0000	0	0.0000	0	0.0000	0	0.0000	0	0.0000	0
(f)	Investor Education and Protection Fund (IEPF)		1	1680186	0	0	1680186.0000	0.9676	1680186	0	1680186.0000	0.9676	0	1680186	0.9044	0	0.0000	0	0.0000	0	0.0000	0	0.0000	0	0.0000	1680186
(g)	Resident Individuals holding nominal share capital up to Rs. 2 lakhs		13881	29057201	0	0	29057201.0000	16.7335	29057201	0	29057201.0000	16.7335	0	29057201	15.6407	0	0.0000	1330273	4.5781	0	0.0000	0	0.0000	0	0.0000	28369481
(h)	Resident Individuals holding nominal share capital in excess of Rs. 2 lakhs		35	40411162	0	0	40411162	24.5464	40411162	0	40411162	24.5464	9033050	49444212	26.6144	0	0.0000	4806089	11.2756	0	0.0000	0	0.0000	0	0.0000	40411162
	Anil Vishanji Dedhia	AABPD9375L		3400000	0	0	3400000.0000	1.9580	3400000	0	3400000.0000	1.9580	0	3400000	1.8301	0	0.0000	0	0.0000							3400000
	Dilipkumar Lakhi	AABPL9618G		3064163	0	0	3064163.0000	1.7646	3064163	0	3064163.0000	1.7646	0	3064163	1.6494	0	0.0000	0	0.0000							3064163
	Santhana Rajagopalan Nandakumar	AABPN8441P		8500000	0	0	8500000.0000	4.8950	8500000	0	8500000.0000	4.8950	0	8500000	4.5753	0	0.0000	0	0.0000							8500000
	Subhash Phootarmal Rathod	AABPR3934R		5420132	0	0	5420132.0000	3.1214	5420132	0	5420132.0000	3.1214	0	5420132	2.9175	0	0.0000	3380414	62.3677							5420132
(i)	Non Resident Indians (NRIs)- Non - Repatariable		54	800665	0	0	800665.0000	0.4611	800665	0	800665.0000	0.4611	0	800665	0.4310	0	0.0000	0	0.0000	0	0.0000	0	0.0000	0	0.0000	800665
	Non Resident Indians (NRIs)- Repatariable		52	244047	0	0	244047.0000	0.1405	244047	0	244047.0000	0.1405	0	244047	0.1314	0	0.0000	0	0.0000	0	0.0000	0	0.0000	0	0.0000	244047
(j)	Foreign Nationals		0	0	0	0	0.0000	0.0000	0	0	0.0000	0.0000	0	0	0.0000	0	0.0000	0	0.0000	0	0.0000	0	0.0000	0	0.0000	0
(k)	Foreign Companies		0	0	0	0	0.0000	0.0000	0	0	0.0000	0.0000	0	0	0.0000	0	0.0000	0	0.0000	0	0.0000	0	0.0000	0	0.0000	0
(l)	Bodies Corporate		105	7371461	0	0	7371461.0000	4.2451	7371461	0	7371461.0000	4.2451	0	7371461	3.9678	0	0.0000	4476055	60.7214	0	0.0000	0	0.0000	0	0.0000	7371461
	Infront Enterprises Private Limited	AAECI7934E		2640000	0	0	2640000.0000	1.5203	2640000	0	2640000.0000	1.5203	0	2640000	1.4210	0	0.0000	2640000	100.0000							2640000
(m)	Trusts		0	0	0	0	0.0000	0.0000	0	0	0.0000	0.0000	0	0	0.0000	0	0.0000	0	0.0000	0	0.0000	0	0.0000	0	0.0000	0
	OTHER - HUF		251	2273469	0	0	2273469.0000	1.3092	2273469	0	2273469.0000	1.3092	0	2273469	1.2237	0	0.0000	129242	5.6848	0	0.0000	0	0.0000	0	0.0000	2273469
	Sub-Total (B)(4)		14381	84050991	0	0	84050991.0000	48.4034	84050991	0	84050991.0000	48.4034	0	96184037	51.7731	0	0.0000	10741659	12.7799	0	0.0000	0	0.0000	0	0.0000	83363271
	Total Public Shareholding (B) = (B)(1) + (B)(2) + (B)(3) + B(4)		14383	85071624	0	0	85071624.0000	48.9912	85071624	0	85071624.0000	48.9912	0	97204670	52.3225	0	0.0000	10741659	12.6266	0	0.0000	0	0.0000	0	0.0000	84383904



ALMONDZ BROKING SERVICES LTD-NEW FV RS.1/ (Post Schme without PAN)

SHAREHOLDING PATTERN AS ON 30th June, 2025

Table - IV Statement showing shareholding pattern of the Non Promter - Non Public shareholder

Post-Scheme of Arrangement

S.No.	Category & Name of the Shareholders (I)	PAN (II)	No. of shareholder (III)	No. of fully paid up equity shares held (IV)	Partly paid-up equity shares held (V)	No. of shares underlying Depository Receipts (VI)	Total no. shares held (VII = IV+V+VI)	Shareholding % calculate d as per SCRR, 1957 As a % of (A+B+C2) (VIII)	Number of Voting Rights held in each class of securities (IX)				No. of Shares Underlying Outstanding convertible securities (including Warrants, ESOP, etc.) (X)	Total No of shares on fully diluted basis (including warrants, ESOP, Convertible Securities etc.) (XI)=(VII+X)	Total shareholding, as a % assuming full conversion of convertible securities (as a percentage of diluted share capital) (XII)	Number of Locked in shares (XIII)		Number of Shares pledged (XIV)		Non-Disposal Undertaking (XV)		Other encumbrances, if any (XVI)		Total Number of Shares encumbered (XVII) = (XIV+XV+X VI)		Number of equity shares held in dematerialized form (XVIII)
									No of Voting Rights			Total as a % of Total Voting rights														
									Class X	Class Y	Total					No. (a)	As a % of total Shares held (b)	No. (a)	As a % of total shares held (b)	*No. (a)*	*As a % of total shares held (b)*	*No. (a)*	*As a % of total shares held (b)*	*No (a)*	*As a % of total shares held (b)*	
(1)	Custodian/DR Holder																	N.A.							
(a)	names																	N.A.							
(2)	Employees Benefit Trust (under SEBI Based emplyees benefit) Regulation 2014																	N.A.							
(a)	names																	N.A.							
																		N.A.							
	Toral Non-Promoter Non Public shareholding C = C1+C2		0	0	0	0	0	0	0	0	0	0	0	0	0	0		N.A.							0



ALMONDZ BROKING SERVICES LTD-NEW FV RS.1/ (Post Schme without PAN)

SHAREHOLDING PATTERN AS ON 30th June, 2025

Table V- Statement showing details of significant beneficial owners

Post-Scheme of Arrangement

Sr. No.	Details of the significant beneficial owner (i)			Details of the registered owner (id			Particulars of the shares in which significant beneficial interest is held by the beneficial owner (in)		Date of creation / acquisition of significant beneficial interest (IV)
	Name	PAN	Nationality	Name	PAN	Nationality	Number of shares	Shareholding as a % of total no. of shares (calculated as per SCRR, 1957) As a % of (A+B+C2)	



ALMONDZ BROKING SERVICES LTD-NEW FV RS.1/ (Post Schme without PAN)

SHAREHOLDING PATTERN AS ON 30th June, 2025

Table VI - Statement showing foreign ownership limits

	Board approved limits	*Limits utilized*
As on shareholding date	49	0
As on the end of previous 1st quarter	49	0
As on the end of previous 2nd quarter	49	0
As on the end of previous 3rd quarter	49	0
As on the end of previous 4th quarter	49	0



SHAREHOLDING PATTERN					
1	Name of Listed Entity:			**Almondz Insolvency Resolutions Private Limited, Face value of Rs. 10 each (Post Scheme- without PAN)**	
2	Scrip Code/Name of Scrip/Class of Security			**Equity**	
3	Share Holding Pattern Filed under: Reg. 31(1)(a)/Reg. 31(1)(b)/Reg.31(1)(c)			**Reg.31(1)(b)**	
	a.	If under 31(1)(b) then indicate the report for Quarter ending		**30th June 2025**	
	b.	If under 31(1)(c) then indicate date of allotment/extinguishment			
4	Declaration: The Listed entity is required to submit the following declaration to the extent of submission of information:-				
	Particulars			**Yes***	**No***
	1	Whether the Listed Entity has issued any partly paid up shares?			**No**
	2	Whether the Listed Entity has issued any Convertible Securities or Warrants?			**No**
	3	Whether the Listed Entity has any shares against which depository receipts are issued?			**No**
	4	Whether the Listed Entity has any shares in locked-in?			**No**
	5	Whether any shares held by promoters are pledge or otherwise encumbered?			**No**



Almondz Insolvency Resolutions Private Limited, Face value of Rs. 10 each (Post Scheme- without PAN)
SHAREHOLDING PATTERN AS ON 30th June 2025
Table - I Summary Statement holding of specified securities

Category (I)	Category of Shareholder (II)	No of Shareholders (III)	No. of fully paid Equity Share Held (IV)	No. of Partly Paid Equity Shares Held (V)	No . of shares underlying Depository Receipts (VI)	Total Nos. Shares Held (VII) = IV+V+VI	Shareholding as a % of total no of Shares *(calculated as per SCRR 1957)* (VIII) as a % of (A+B+C2)	No of Voting Rights held in each class of securities (IX)				No of shares undelying outstanding convertible securities (including warrants) (X)	Shareholding as a % assuming full convertions of convertible securities (as a % of diluted equity capital) (XI)=VII+X as a % of (A+B+C2)	No. of Locked in Shares (XII)		No of Shares pledged or otherwise encumbered (XIII)		No of Equity Shares Held in Dematerialized form (XIV)
								Class X	Class Y	Total	Total as a % of (A+B+C)			No. (a)	As a % of total shares held (b)	No. (a)	As a % of total shares held (b)	
(A)	Promoter & Promoter Group	0	0	0	0	0	0	0	0	0	0	0	0.0000	0	0.0000	0	0.0000	0
(B)	Public	0	0	0	0	0	0	0	0	0	0	0	0.0000	0	0.0000	0	0.0000	0
(C)	Non Promoter - Non Public	0	0	0	0	0	0	0	0	0	0	0	0.0000	0	0.0000	0	0.0000	0
(C1)	Shares Underlying DRs	0	0	0	0	0	0	0	0	0	0	0	0.0000	0	0.0000	0	0.0000	0
(C2)	Share Held By Employees Trusts	0	0	0	0	0	0	0	0	0	0	0	0.0000	0	0.0000	0	0.0000	0
	Total	0	0	0	0	0	0	0	0	0	0	0	0.0000	0	0.0000	0	0.0000	0
	Total A+B+C1+C2	**0**	0	**0**	**0**	0	0	0	**0**	0	0	**0.0000**	**0.0000**	**0**	**0.0000**	**0.0000**	**0.0000**	**0.0000**



Almondz Insolvency Resolutions Private Limited, Face value of Rs. 10 each (Post Scheme- without PAN)
SHAREHOLDING PATTERN AS ON 30th June 2025
Table - II Statement showing shareholding pattern of the Promoter and Promer Group

S.No.	Category & Name of the Shareholder (I)	Entity type i.e.promoter OR promoter group entity (except promoter)	PAN (II)	No of Shareholders (III)	No. of fully paid Equity Share Held (IV)	No. Of Partly Paid Equity Shares Held (V)	No . Of shares underlying Depository Receipts (VI)	Total Nos. Shares Held (VII) = IV+V+VI	Shareholding as a % of total no of Shares *(calculated as per SCRR 1957)* (VIII) as a % of (A+B+C2)	No of Voting Rights held in each class of securities (IX)				No of shares undelying outstanding convertible securities (including warrants) (X)	Shareholding as a % assuming full convertions of convertible securities (as a % of diluted equity capital) (XI)=VII+X as a % of (A+B+C2)	No. of Locked in Shares (XII)		No of Shares pledged or otherwise encumbered (XIII)		No of Equity Shares Held in Dematerialized form (XIV)
										Class X	Class Y	Total	Total as a % of (A+B+C)			No. (a)	As a % of total shares held (b)	No. (a)	As a % of total shares held (b)	
(1)	Indian																			
(a)	Individual			0	0	0	0	0	0.0000	0	0	0	0.0000	0	0.0000	0	0.0000	0	0.0000	0
(b)	Huf			0	0	0	0	0	0.0000	0	0	0	0.0000	0	0.0000	0	0.0000	0	0.0000	0
(c)	Central Govt /state Govt/ President Of India			0	0	0	0	0	0.0000	0	0	0	0.0000	0	0.0000	0	0.0000	0	0.0000	0
(d)	Financial Inst/banks			0	0	0	0	0	0.0000	0	0	0	0.0000	0	0.0000	0	0.0000	0	0.0000	0
(e)	Any other																			
	Other - Body Corporate			0	0	0	0	0	0	0	0	0	100.0000	0	0.0000	0	0.0000	0	0.0000	0
	Almondz Global Securities Limited			0	0	0	0	0	0	0	0	0	100.0000	0	0.0000	0	0.0000	0	0.0000	0
	Sub - Total			0	0	0	0	0	0	0	0	0	100.0000	0	0.0000	0	0.0000	0	0.0000	0
(2)	Foreign							0	0	0		0								0
(a)	Individual(nri/ Foriegn Individual)			0	0	0	0	0	0	0	0	0	0.0000	0	0.0000	0	0.0000	0	0.0000	0
(b)	Government			0	0	0	0	0	0	0	0	0	0.0000	0	0.0000	0	0.0000	0	0.0000	0
(c)	Institutions			0	0	0	0	0	0	0	0	0	0.0000	0	0.0000	0	0.0000	0	0.0000	0
(d)	Foreign Portfolio Investor			0	0	0	0	0	0	0	0	0	0.0000	0	0.0000	0	0.0000	0	0.0000	0
(e)	Any Other									0										0
	Sub - Total			0	0	0	0	0	0.0000	0	0	0	0.0000	0	0.0000	0	0.0000	0	0.0000	0
	Total Shareholding of Promoter and Promotor Group			0	0	0	0	0	0	0	0	0	0	0	0	0	0	0	0	0



Almondz Insolvency Resolutions Private Limited, Face value of Rs. 10 each (Post Scheme- without PAN)
SHAREHOLDING PATTERN AS ON 30th June 2025
Table - III Statement showing shareholding pattern of the Public shareholding

S.No.	Category & Name of the Shareholder (I)	PAN (II)	No of Shareholders (III)	No. of fully paid Equity Share Held (IV)	No. Of Partly Paid Equity Shares Held (V)	No . Of shares underlying Depository Receipts (VI)	Total Nos. Shares Held (VII) = IV+V+VI	Shareholding as a % of total no of Shares *(calculated as per SCRR 1957)* (VIII) as a % of (A+B+C2)	No of Voting Rights held in each class of securities (IX)				No of shares undelying outstanding convertible securities (including warrants) (X)	Shareholding as a % assuming full convertions of convertible securities (as a % of diluted equity capital) (XI)=VII+X as a % of (A+B+C2)	No. of Locked in Shares (XII)		No of Shares pledged or otherwise encumbered (XIII)		No of Equity Shares Held in Dematerialized form (XIV)	Sub-categorization of shares (XV)		
									No of Voting Rights			Total as a % of (A+B+C)			No. (a)	As a % of total shares held (b)	No. (a)	As a % of total shares held (b)		Shareholding (No. of shares) under		
									Class X	Class Y	Total									Sub-category (i)	Sub-category (II)	Sub-category (III)
(1)	Institutions																					
(a)	Mutual Funds		0	0	0	0	0	0.0000	0	0	0	0.0000	0	0	0	0	0	0	0			
(b)	Venture Capital Funds		0	0	0	0	0	0.0000	0	0	0	0.0000	0	0	0	0	0	0	0			
(c)	Alternate Investment Funds		0	0	0	0	0	0.0000	0	0	0	0.0000	0	0	0	0	0	0	0			
(d)	Banks		0	0	0	0	0	0.0000	0	0	0	0.0000	0	0	0	0	0	0	0			
(e)	Insurance Companies		0	0	0	0	0	0.0000	0	0	0	0.0000	0	0	0	0	0	0	0			
(f)	Provident Funds/ Pension Fund		0	0	0	0	0	0.0000	0	0	0	0.0000	0	0	0	0	0	0	0			
(g)	Asset Reconstruction Companies		0	0	0	0	0	0.0000	0	0	0	0.0000	0	0	0	0	0	0	0			
(h)	Sovereign Wealth Funds		0	0	0	0	0	0.0000	0	0	0	0.0000	0	0	0	0	0	0	0			
(i)	NBFCs registered with RBI		0	0	0	0	0	0.0000	0	0	0	0.0000	0	0	0	0	0	0	0			
(j)	Other Financial Institutions		0	0	0	0	0	0.0000	0	0	0	0.0000	0	0	0	0	0	0	0			
	Sub-total (B)(1)		0	0	0	0	0	0.0000	0	0	0	0.0000	0	0	0	0	0	0	0			
(2)	Institutions (Foreign)													0	0	0	0	0	0			
(a)	Foreign Direct Investment		0	0	0	0	0	0.0000	0	0	0	0.0000	0	0	0	0	0	0	0			
(b)	Foreign Venture Capital Investors		0	0	0	0	0	0.0000	0	0	0	0.0000	0	0	0	0	0	0	0			
(c)	Sovereign Wealth Funds		0	0	0	0	0	0.0000	0	0	0	0.0000	0	0	0	0	0	0	0			
(d)	Foreign Portfolio Investors Category I		0	0	0	0	0	0	0	0	0	0	0	0	0	0	0	0	0	0	0	0
	Copthall Mauritius Investment	AAACC4303M	0	0	0	0	0	0	0	0	0	0	0	0	0	0	0	0	0	0	0	0
(e)	Foreign Portfolio Investors Category II		0	0	0	0	0	0.0000	0	0	0	0.0000	0	0	0	0	0	0	0			
(f)	Overseas Depositories (holding DRs) (balancin		0	0	0	0	0	0.0000	0	0	0	0.0000	0	0	0	0	0	0	0			
	Sub-Total B(2)		0	0	0	0	0	0	0	0	0	0	0	0	0	0	0	0	0	0	0	0
(3)	Central Government / State Government(s)													0	0	0	0	0	0			
(a)	Central Government / President of India		0	0	0	0	0	0.0000	0	0	0	0.0000	0	0	0	0	0	0	0			
(b)	State Government / Governor		0	0	0	0	0	0.0000	0	0	0	0.0000	0	0	0	0	0	0	0			
(c)	Shareholding by Companies or Bodies Corpora		0	0	0	0	0	0.0000	0	0	0	0.0000	0	0	0	0	0	0	0			
	Sub-Total B(3)		0	0	0	0	0	0.0000	0	0	0	0.0000	0	0	0	0	0	0	0			
(4)	Non-institutions													0	0	0	0	0	0			
(a)	Associate companies / Subsidiaries		0	0	0	0	0	0.0000	0	0	0	0.0000	0	0	0	0	0	0	0			
(b)	Directors and their relatives (excluding independent directors and nominee directors)		0	0	0	0	0	0	0	0	0	0	0	0	0	0	0	0	0			
(c)	Key Managerial Personnel		0	0	0	0	0	0	0	0	0	0	0	0	0	0	0	0	0	0	0	0
(d)	Relatives of promoters (other than 'immediate relatives' of promoters disclosed under 'Promoter and Promoter Group' category)		0	0	0	0	0	0		0	0	0	0	0	0	0	0	0	0			

Almondz Insolvency Resolutions Services Pvt. Ltd. New Delhi

Almondz Insolvency Resolutions Private Limited, Face value of Rs. 10 each (Post Scheme- without PAN)
SHAREHOLDING PATTERN AS ON 30th June 2025
Table - III Statement showing shareholding pattern of the Public shareholding

S.No.	Category & Name of the Shareholder (I)	PAN (II)	No of Shareholders (III)	No. of fully paid Equity Share Held (IV)	No. Of Partly Paid Equity Shares Held (V)	No . Of shares underlying Depository Receipts (VI)	Total Nos. Shares Held (VII) = IV+V+VI	Shareholding as a % of total no of Shares *(calculated as per SCRR 1957)* (VIII) as a % of (A+B+C2)	No of Voting Rights held in each class of securities (IX)				No of shares undelying outstanding convertible securities (including warrants) (X)	Shareholding as a % assuming full convertions of convertible securities (as a % of diluted equity capital) (XI)=VII+X as a % of (A+B+C2)	No. of Locked in Shares (XII)		No of Shares pledged or otherwise encumbered (XIII)		No of Equity Shares Held in Dematerialized form (XIV)	Sub-categorization of shares (XV)		
									No of Voting Rights			Total as a % of (A+B+C)			No. (a)	As a % of total shares held (b)	No. (a)	As a % of total shares held (b)		Shareholding (No. of shares) under		
									Class X	Class Y	Total									Sub-category (i)	Sub-category (II)	Sub-category (III)
(e)	Trusts where any person belonging to 'Promoter and Promoter Group' category is 'trustee', 'beneficiary', or 'author of the trust'		0	0	0	0	0	0	0	0	0	0	0	0	0	0	0	0	0			
(f)	Investor Education and Protection Fund (IEPF)		0	0	0	0	0	0	0	0	0	0	0	0	0	0	0	0	0	0	0	0
(g)	Resident Individuals holding nominal share capital up to Rs. 2 lakhs		2	0	0	0	0	0	0	0	0	0	0	0	0	0	0	0	0	0	0	0
	Ajaya Behari Lal Srivastava	ASFPS5236F		0	0	0	0	0	0	0	0	0										
	SankhaDas Gupta	AFEPG5119B		0	0	0	0	0	0	0	0	0										
(h)	Resident Individuals holding nominal share capital in excess of Rs. 2 lakhs		2	0	0	0	0	0	0	0	0	0	0	0	0	0	0	0	0	0	0	0
	Rajinder Kishore Duggal	AAFPD3710K		0	0	0	0	0	0	0	0	0	0	0	0	0	0	0	0	0	0	0
	Aravinda Konar	AENPK4355F		0	0	0	0	0	0	0	0	0	0	0	0	0	0	0	0	0	0	0
(i)	Non Resident Indians (NRIs)-Non - Repatariable		0	0	0	0	0	0	0	0	0	0	0	0	0	0	0	0	0	0	0	0
	Non Resident Indians (NRIs)-Repatariable		0	0	0	0	0	0	0	0	0	0	0	0	0	0	0	0	0	0	0	0
(j)	Foreign Nationals		0	0	0	0	0	0	0	0	0	0	0	0	0	0	0	0	0			
(k)	Foreign Companies		0	0	0	0	0	0	0	0	0	0	0	0	0	0	0	0	0			
(l)	Bodies Corporate		0	0	0	0	0	0	0	0	0	0	0	0	0	0	0	0	0	0	0	0
(m)	Trusts		0	0	0	0	0	0	0	0	0	0	0	0	0	0	0	0	0	0	0	0
	OTHER - HUF		0	0	0	0	0	0	0	0	0	0	0	0	0	0	0	0	0	0	0	0
	OTHER - Clearing Member/House - Ind		0	0	0	0	0	0	0	0	0	0	0	0	0	0	0	0	0	0	0	0
	Sub-Total (B)(4)		0	0	0	0	0	0	0	0	0	0	0	0	0	0	0	0	0	0	0	0
	Total Public Shareholding (B) = (B)(1) + (B)(2) + (B)(3) + B(4)		0	0	0	0	0	0	0	0	0	100	0	0	0	0	0	0	0			



Almondz Insolvency Resolutions Private Limited, Face value of Rs. 10 each (Post Scheme- without PAN)
SHAREHOLDING PATTERN AS ON 30th June 2025
Table - IV Statement showing shareholding pattern of the Non Promter - Non Public shareholder

S.No.	Category & Name of the Shareholder (I)	PAN (II)	No of Shareholders (III)	No. of fully paid Equity Share Held (IV)	No. Of Partly Paid Equity Shares Held (V)	No . Of shares underlying Depository Receipts (VI)	Total Nos. Shares Held (VII) = IV+V+ VI	Shareholding as a % of total no of Shares *(calculated as per SCRR 1957)* (VIII) as a % of (A+B+C2)	No of Voting Rights held in each class of securities (IX)				No of shares undelying outstanding convertible securities (including warrants) (X)	Shareholding as a % assuming full convertions of convertible securities (as a % of diluted equity capital) (XI)=VII+X as a % of (A+B+C2)	No. of Locked in Shares (XII)		No of Shares pledged or otherwise		No of Equity Shares Held in Dematerialized form (XIV)
									No of Voting Rights			Total as a % of (A+B+C)			No. (a)	As a % of total shares held (b)	No. (a)	As a % of total shares held (b)	
									Class X	Class Y	Total								
(1)	Custodian/DR Holder																N.A.		
(a)	names																N.A.		
(2)	Employees Benefit Trust (under SEBI Based emplyees benefit) Regulation 2014																N.A.		
(a)	names																N.A.		
																	N.A.		
	Toral Non-Promoter Non Public shareholding C = C1+C2		0	0	0	0	0	0	0	0	0	0	0	0	0	0	N.A.		0



Almondz Insolvency Resolutions Private Limited, Face value of Rs. 10 each (Post Scheme- without PAN)

SHAREHOLDING PATTERN AS ON 30th June 2025

Table V- Statement showing details of significant beneficial owners

Sr. No.	Details of the significant beneficial owner (i)			Details of the registered owner (id			Particulars of the shares in which significant beneficial interest is held by the beneficial owner (in)		Date of creation / acquisition of significant beneficial interest (IV)
	Name	PAN	Nationality	Name	PAN	Nationality	Number of shares	Shareholding as a % of total no. of shares (calculated as per SCRR, 1957) As a % of (A+B+C2)	



Almondz Insolvency Resolutions Private Limited, Face value of Rs. 10 each (Post Scheme- without PAN)

SHAREHOLDING PATTERN AS ON 30th June 2025

Table VI - Statement showing foreign ownership limits

	Board approved limits	*Limits utilized*
As on shareholding date	0	0
As on the end of previous 1st quarter	0	0
As on the end of previous 2nd quarter	0	0
As on the end of previous 3rd quarter	0	0
As on the end of previous 4th quarter	0	0



SHAREHOLDING PATTERN					
1	Name of Listed Entity:			**Almondz Finanz Limited, face Value of Rs. 10 (Post Scheme- without PAN)**	
2	Scrip Code/Name of Scrip/Class of Security			**Equity**	
3	Share Holding Pattern Filed under: Reg. 31(1)(a)/Reg. 31(1)(b)/Reg.31(1)(c)			**Reg.31(1)(b)**	
	a.	If under 31(1)(b) then indicate the report for Quarter ending		**30th June 2025**	
	b.	If under 31(1)(c) then indicate date of allotment/extinguishment			
4	Declaration: The Listed entity is required to submit the following declaration to the extent of submission of information:-				
	Particulars			**Yes***	**No***
	1	Whether the Listed Entity has issued any partly paid up shares?			**No**
	2	Whether the Listed Entity has issued any Convertible Securities or Warrants?			**No**
	3	Whether the Listed Entity has any shares against which depository receipts are issued?			**No**
	4	Whether the Listed Entity has any shares in locked-in?			**No**
	5	Whether any shares held by promoters are pledge or otherwise encumbered?			**No**

ALMONDZ FINANZ LIMITED New Delhi

Almondz Finanz Limited, face Value of Rs. 10 (Post Scheme- without PAN)
SHAREHOLDING PATTERN AS ON 30th June 2025
Table - I Summary Statement holding of specified securities

Category (I)	Category of Shareholder (II)	No of Shareholders (III)	No. of fully paid Equity Share Held (IV)	No. of Partly Paid Equity Shares Held (V)	No . of shares underlying Depository Receipts (VI)	Total Nos. Shares Held (VII) = IV+V+VI	Shareholding as a % of total no of Shares *(calculated as per SCRR 1957)* (VIII) as a % of (A+B+C2)	No of Voting Rights held in each class of securities (IX)				No of shares undelying outstanding convertible securities (including warrants) (X)	Shareholding as a % assuming full convertions of convertible securities (as a % of diluted equity capital) (XI)=VII+X as a % of (A+B+C2)	No. of Locked in Shares (XII)		No of Shares pledged or otherwise encumbered (XIII)		No of Equity Shares Held in Dematerialized form (XIV)
								Class X	Class Y	Total	Total as a % of (A+B+C)			No. (a)	As a % of total shares held (b)	No. (a)	As a % of total shares held (b)	
(A)	Promoter & Promoter Group	0	0	0	0	0	100	0	0	0	100	0	0.0000	0	0.0000	0	0.0000	0
(B)	Public	0	0	0	0	0	0.0000	0	0	0	0.0000	0	0.0000	0	0.0000	0	0.0000	0
(C)	Non Promoter - Non Public	0	0	0	0	0	0.0000	0	0	0	0.0000	0	0.0000	0	0.0000	0	0.0000	0
(C1)	Shares Underlying DRs	0	0	0	0	0	0.0000	0	0	0	0.0000	0	0.0000	0	0.0000	0	0.0000	0
(C2)	Share Held By Employees Trusts	0	0	0	0	0	0.0000	0	0	0	0.0000	0	0.0000	0	0.0000	0	0.0000	0
	Total	0	0	0	0	0	0.0000	0	0	0	0.0000	0	0.0000	0	0.0000	0	0.0000	0
	Total A+B+C1+C2	**0**	**0**	**0**	**0**	**0**	**0**	**0**	**0**	**0**	**0.0000**	**0.0000**	**0.0000**	**0**	**0.0000**	**0.0000**	**0.0000**	**0.0000**



Almondz Finanz Limited, face Value of Rs. 10 (Post Scheme- without PAN)
SHAREHOLDING PATTERN AS ON 30th June 2025
Table - II Statement showing shareholding pattern of the Promoter and Promer Group

S.No.	Category & Name of the Shareholder (I)	Entity type i.e.promoter OR promoter group entity (except promoter)	PAN (II)	No of Shareholders (III)	No. of fully paid Equity Share Held (IV)	No. Of Partly Paid Equity Shares Held (V)	No . Of shares underlying Depository Receipts (VI)	Total Nos. Shares Held (VII) = IV+V+VI	Shareholding as a % of total no of Shares *(calculated as per SCRR 1957)* (VIII) as a % of (A+B+C2)	No of Voting Rights held in each class of securities (IX)				No of shares undelying outstanding convertible securities (including warrants) (X)	Shareholding as a % assuming full convertions of convertible securities (as a % of diluted equity capital) (XI)=VII+X as a % of (A+B+C2)	No. of Locked in Shares (XII)		No of Shares pledged or otherwise encumbered (XIII)		No of Equity Shares Held in Dematerialized form (XIV)
										Class X	Class Y	Total	Total as a % of (A+B+C)			No. (a)	As a % of total shares held (b)	No. (a)	As a % of total shares held (b)	
(1)	Indian																			
(a)	Individual			0	0	0	0	0	0.0000	0	0	0	0.0000	0	0.0000	0	0.0000	0	0.0000	0
(b)	Huf			0	0	0	0	0	0.0000	0	0	0	0.0000	0	0.0000	0	0.0000	0	0.0000	0
(c)	Central Govt /state Govt/ President Of India			0	0	0	0	0	0.0000	0	0	0	0.0000	0	0.0000	0	0.0000	0	0.0000	0
(d)	Financial Inst/banks			0	0	0	0	0	0.0000	0	0	0	0.0000	0	0.0000	0	0.0000	0	0.0000	0
(e)	Any other																			
	Other - Body Corporate			0	0	0	0	0	0	0	0	0	0	0	0.0000	0	0.0000	0	0.0000	0
	Avonmore Capital & Management Services Ltd				0	0	0	0	0	0	0	0	0	0	0.0000	0	0.0000	0	0.0000	0
	Sub - Total			0	0	0	0	0	0	0	0	0	0	0	0.0000	0	0.0000	0	0.0000	0
(2)	Foreign							0	0	0		0	0							0
(a)	Individual(nri/ Foriegn Individual)			0	0	0	0	0	0	0	0	0	0	0	0.0000	0	0.0000	0	0.0000	0
(b)	Government			0	0	0	0	0	0	0	0	0	0	0	0.0000	0	0.0000	0	0.0000	0
(c)	Institutions			0	0	0	0	0	0	0	0	0	0	0	0.0000	0	0.0000	0	0.0000	0
(d)	Foreign Portfolio Investor			0	0	0	0	0	0	0	0	0	0	0	0.0000	0	0.0000	0	0.0000	0
(e)	Any Other							0	0	0		0	0							0
	Sub - Total			0	0	0	0	0	0	0	0	0	0	0	0.0000	0	0.0000	0	0.0000	0
	Total Shareholding of Promoter and Promotor Group			0	0	0	0	0	0	0	0	0	0	0	0.0000	0	0.0000	0	0.0000	0

ALMONDZ FINANZ LIMITED
New Delhi

Almondz Finanz Limited, face Value of Rs. 10 (Post Scheme- without PAN)
SHAREHOLDING PATTERN AS ON 30th June 2025
Table - II Statement showing shareholding pattern of the Promoter and Promer Group

S.No.	Category & Name of the Shareholder (I)	Entity type i.e.promoter OR promoter group entity (except promoter)	PAN (II)	No of Shareholders (III)	No. of fully paid Equity Share Held (IV)	No. Of Partly Paid Equity Shares Held (V)	No . Of shares underlying Depository Receipts (VI)	Total Nos. Shares Held (VII) = IV+V+VI	Shareholding as a % of total no of Shares *(calculated as per SCRR 1957)* (VIII) as a % of (A+B+C2)	No of Voting Rights held in each class of securities (IX)				No of shares undelying outstanding convertible securities (including warrants) (X)	Shareholding as a % assuming full convertions of convertible securities (as a % of diluted equity capital) (XI)=VII+X as a % of (A+B+C2)	No. of Locked in Shares (XII)		No of Shares pledged or otherwise encumbered (XIII)		No of Equity Shares Held in Dematerialized form (XIV)
										Class X	Class Y	Total	Total as a % of (A+B+C)			No. (a)	As a % of total shares held (b)	No. (a)	As a % of total shares held (b)	
(1)	Indian																			
(a)	Individual			0	0	0	0	0	0.0000	0	0	0	0.0000	0	0.0000	0	0.0000	0	0.0000	0
(b)	Huf			0	0	0	0	0	0.0000	0	0	0	0.0000	0	0.0000	0	0.0000	0	0.0000	0
(c)	Central Govt /state Govt/ President Of India			0	0	0	0	0	0.0000	0	0	0	0.0000	0	0.0000	0	0.0000	0	0.0000	0
(d)	Financial Inst/banks			0	0	0	0	0	0.0000	0	0	0	0.0000	0	0.0000	0	0.0000	0	0.0000	0
(e)	Any other																			
	Other - Body Corporate			0	0	0	0	0	0	0	0	0	0	0	0.0000	0	0.0000	0	0.0000	0
	Avonmore Capital & Management Services Ltd				0	0	0	0	0	0	0	0	0	0	0.0000	0	0.0000	0	0.0000	0
	Sub - Total			0	0	0	0	0	0	0	0	0	0	0	0.0000	0	0.0000	0	0.0000	0
(2)	Foreign							0	0	0		0	0							0
(a)	Individual(nri/ Foriegn Individual)			0	0	0	0	0	0	0	0	0	0	0	0.0000	0	0.0000	0	0.0000	0
(b)	Government			0	0	0	0	0	0	0	0	0	0	0	0.0000	0	0.0000	0	0.0000	0
(c)	Institutions			0	0	0	0	0	0	0	0	0	0	0	0.0000	0	0.0000	0	0.0000	0
(d)	Foreign Portfolio Investor			0	0	0	0	0	0	0	0	0	0	0	0.0000	0	0.0000	0	0.0000	0
(e)	Any Other							0	0	0		0	0							0
	Sub - Total			0	0	0	0	0	0	0	0	0	0	0	0.0000	0	0.0000	0	0.0000	0
	Total Shareholding of Promoter and Promotor Group			0	0	0	0	0	0	0	0	0	0	0	0.0000	0	0.0000	0	0.0000	0

ALMONDZ FINANZ LIMITED
New Delhi

Almondz Finanz Limited, face Value of Rs. 10 (Post Scheme- without PAN)
SHAREHOLDING PATTERN AS ON 30th June 2025
Table - III Statement showing shareholding pattern of the Public shareholding

S.No.	Category & Name of the Shareholder (I)	PAN (II)	No of Shareholders (III)	No. of fully paid Equity Share Held (IV)	No. Of Partly Paid Equity Shares Held (V)	No . Of shares underlying Depository Receipts (VI)	Total Nos. Shares Held (VII) = IV+V+VI	Shareholding as a % of total no of Shares *(calculated as per SCRR 1957)* (VIII) as a % of	No of Voting Rights held in each class of securities (IX)				No of shares undelying outstanding convertible securities (including warrants) (X)	Shareholding as a % assuming full convertions of convertible securities (as a % of diluted equity capital)	No. of Locked in Shares (XII)		No of Shares pledged or otherwise encumbered (XIII)		No of Equity Shares Held in Dematerialized form (XIV)	Sub-categorization of shares (XV)		
									No of Voting Rights			Total as a % of (A+B+C)			No. (a)	As a % of total shares held (b)	No. (a)	As a % of total shares held (b)		Shareholding (No. of shares) under		
									Class X	Class Y	Total									Sub-category (i)	Sub-category (II)	Sub-category (III)
(1)	Institutions																					
(a)	Mutual Funds		0	0	0	0	0	0.0000	0	0	0	0.0000	0	0	0	0	0	0	0			
(b)	Venture Capital Funds		0	0	0	0	0	0.0000	0	0	0	0.0000	0	0	0	0	0	0	0			
(c)	Alternate Investment Funds		0	0	0	0	0	0.0000	0	0	0	0.0000	0	0	0	0	0	0	0			
(d)	Banks		0	0	0	0	0	0.0000	0	0	0	0.0000	0	0	0	0	0	0	0			
(e)	Insurance Companies		0	0	0	0	0	0.0000	0	0	0	0.0000	0	0	0	0	0	0	0			
(f)	Provident Funds/ Pension Fund		0	0	0	0	0	0.0000	0	0	0	0.0000	0	0	0	0	0	0	0			
(g)	Asset Reconstruction Companies		0	0	0	0	0	0.0000	0	0	0	0.0000	0	0	0	0	0	0	0			
(h)	Sovereign Wealth Funds		0	0	0	0	0	0.0000	0	0	0	0.0000	0	0	0	0	0	0	0			
(i)	NBFCs registered with RBI		0	0	0	0	0	0.0000	0	0	0	0.0000	0	0	0	0	0	0	0			
(j)	Other Financial Institutions		0	0	0	0	0	0.0000	0	0	0	0.0000	0	0	0	0	0	0	0			
	Sub-total (B)(1)		0	0	0	0	0	0.0000	0	0	0	0.0000	0	0	0	0	0	0	0			
(2)	Institutions (Foreign)														0	0	0	0	0			
(a)	Foreign Direct Investment		0	0	0	0	0	0.0000	0	0	0	0.0000	0	0	0	0	0	0	0			
(b)	Foreign Venture Capital Investors		0	0	0	0	0	0.0000	0	0	0	0.0000	0	0	0	0	0	0	0			
(c)	Sovereign Wealth Funds		0	0	0	0	0	0.0000	0	0	0	0.0000	0	0	0	0	0	0	0			
(d)	Foreign Portfolio Investors Category I		0	0	0	0	0	0	0	0	0	0	0	0	0	0	0	0	0	0	0	0
			0	0	0	0	0	0	0	0	0	0	0	0	0	0	0	0	0	0	0	0
(e)	Foreign Portfolio Investors Category II		0	0	0	0	0	0.0000	0	0	0	0.0000	0	0	0	0	0	0	0			
(f)	Overseas Depositories (holding DRs) (balancin		0	0	0	0	0	0.0000	0	0	0	0.0000	0	0	0	0	0	0	0			
	Sub-Total B(2)		0	0	0	0	0	0	0	0	0	0	0	0	0	0	0	0	0	0	0	0
(3)	Central Government / State Government(s)														0	0	0	0	0			
(a)	Central Government / President of India		0	0	0	0	0	0.0000	0	0	0	0.0000	0	0	0	0	0	0	0			
(b)	State Government / Governor		0	0	0	0	0	0.0000	0	0	0	0.0000	0	0	0	0	0	0	0			
(c)	Shareholding by Companies or Bodies Corpora		0	0	0	0	0	0.0000	0	0	0	0.0000	0	0	0	0	0	0	0			
	Sub-Total B(3)		0	0	0	0	0	0.0000	0	0	0	0.0000	0	0	0	0	0	0	0			
(4)	Non-institutions														0	0	0	0	0			
(a)	Associate companies / Subsidiaries		0	0	0	0	0	0.0000	0	0	0	0.0000	0	0	0	0	0	0	0			
(b)	Directors and their relatives (excluding independent directors and nominee directors)		0	0	0	0	0	0	0	0	0	0	0	0	0	0	0	0	0			
(c)	Key Managerial Personnel		0	0	0	0	0	0	0	0	0	0	0	0	0	0	0	0	0	0	0	0
(d)	Relatives of promoters (other than 'immediate relatives' of promoters disclosed under 'Promoter and Promoter Group' category)		0	0	0	0	0	0		0	0	0	0		0	0	0	0	0			
(e)	Trusts where any person belonging to 'Promoter and Promoter Group' category is 'trustee', 'beneficiary', or 'author of the trust'		0	0	0	0	0	0	0	0	0	0	0		0	0	0	0	0			
(f)	Investor Education and Protection Fund (IEPF)		0	0	0	0	0	0	0	0	0	0	0	0	0	0	0	0	0	0	0	0

ALMONDZ FINANZ LIMITED

Almondz Finanz Limited, face Value of Rs. 10 (Post Scheme- without PAN)
SHAREHOLDING PATTERN AS ON 30th June 2025
Table - III Statement showing shareholding pattern of the Public shareholding

S.No.	Category & Name of the Shareholder (I)	PAN (II)	No of Shareholders (III)	No. of fully paid Equity Share Held (IV)	No. Of Partly Paid Equity Shares Held (V)	No . Of shares underlying Depository Receipts (VI)	Total Nos. Shares Held (VII) = IV+V+VI	Shareholding as a % of total no of Shares *(calculated as per SCRR 1957)* (VIII) as a % of	No of Voting Rights held in each class of securities (IX)				No of shares undelying outstanding convertible securities (including warrants) (X)	Shareholding as a % assuming full convertions of convertible securities (as a % of diluted equity capital)	No. of Locked in Shares (XII)		No of Shares pledged or otherwise encumbered (XIII)		No of Equity Shares Held in Dematerialized form (XIV)	Sub-categorization of shares (XV)		
									No of Voting Rights			Total as a % of (A+B+C)			No. (a)	As a % of total shares held (b)	No. (a)	As a % of total shares held (b)		Shareholding (No. of shares) under		
									Class X	Class Y	Total									Sub-category (i)	Sub-category (II)	Sub-category (III)
(g)	Resident Individuals holding nominal share capital up to Rs. 2 lakhs		0	0	0	0	0	0	0	0	0	0	0	0	0	0	0	0	0	0	0	0
(h)	Resident Individuals holding nominal share capital in excess of Rs. 2 lakhs		0	0	0	0	0	0	0	0	0	0	0	0	0	0	0	0	0	0	0	0
			0	0	0	0	0	0	0	0	0	0	0	0	0	0	0	0	0	0	0	0
			0	0	0	0	0	0	0	0	0	0	0	0	0	0	0	0	0	0	0	0
			0	0	0	0	0	0	0	0	0	0	0	0	0	0	0	0	0	0	0	0
			0	0	0	0	0	0	0	0	0	0	0	0	0	0	0	0	0	0	0	0
			0	0	0	0	0	0	0	0	0	0	0	0	0	0	0	0	0	0	0	0
			0	0	0	0	0	0	0	0	0	0	0	0	0	0	0	0	0	0	0	0
(i)	Non Resident Indians (NRIs)-Non - Repatariable		0	0	0	0	0	0	0	0	0	0	0	0	0	0	0	0	0	0	0	0
	Non Resident Indians (NRIs)-Repatariable		0	0	0	0	0	0	0	0	0	0	0	0	0	0	0	0	0	0	0	0
(j)	Foreign Nationals		0	0	0	0	0	0	0	0	0	0	0	0	0	0	0	0	0			
(k)	Foreign Companies		0	0	0	0	0	0	0	0	0	0	0	0	0	0	0	0	0			
(l)	Bodies Corporate		0	0	0	0	0	0	0	0	0	0	0	0	0	0	0	0	0	0	0	0
			0	0	0	0	0	0	0	0	0	0	0	0	0	0	0	0	0	0	0	0
			0	0	0	0	0	0	0	0	0	0	0	0	0	0	0	0	0	0	0	0
(m)	Trusts		0	0	0	0	0	0	0	0	0	0	0	0	0	0	0	0	0	0	0	0
	OTHER - HUF		0	0	0	0	0	0	0	0	0	0	0	0	0	0	0	0	0	0	0	0
	OTHER - Clearing Member/House - Ind		0	0	0	0	0	0	0	0	0	0	0	0	0	0	0	0	0	0	0	0
	Sub-Total (B)(4)		0	0	0	0	0	0	0	0	0	0	0	0	0	0	0	0	0	0	0	0
	Total Public Shareholding (B) = (B)(1) + (B)(2) + (B)(3) + B(4)		0	0	0	0	0	0	0	0	0	0	0	0	0	0	0	0	0			

ALMONDZ FINANZ LIMITED

Almondz Finanz Limited, face Value of Rs. 10 (Post Scheme- without PAN)
SHAREHOLDING PATTERN AS ON 30th June 2025
Table - IV Statement showing shareholding pattern of the Non Promter - Non Public shareholder

S.No.	Category & Name of the Shareholder (I)	PAN (II)	No of Shareholders (III)	No. of fully paid Equity Share Held (IV)	No. Of Partly Paid Equity Shares Held (V)	No . Of shares underlying Depository Receipts (VI)	Total Nos. Shares Held (VII) = IV+V+ VI	Shareholding as a % of total no of Shares *(calculated as per SCRR 1957)* (VIII) as a % of (A+B+C2)	No of Voting Rights held in each class of securities (IX)				No of shares undelying outstanding convertible securities (including warrants) (X)	Shareholding as a % assuming full convertions of convertible securities (as a % of diluted equity capital) (XI)=VII+X as a % of (A+B+C2)	No. of Locked in Shares (XII)		No of Shares pledged or otherwise		No of Equity Shares Held in Dematerialized form (XIV)
									No of Voting Rights			Total as a % of (A+B+C)			No. (a)	As a % of total shares held (b)	No. (a)	As a % of total shares held (b)	
									Class X	Class Y	Total								
(1)	Custodian/DR Holder																N.A.		
(a)	names																N.A.		
(2)	Employees Benefit Trust (under SEBI Based emplyees benefit) Regulation 2014																N.A.		
(a)	names																N.A.		
																	N.A.		
	Toral Non-Promoter Non Public shareholding C = C1+C2		0	0	0	0	0	0	0	0	0	0	0	0	0	0	N.A.		0

ALMONDZ FINANZ LIMITED New Delhi

Almondz Finanz Limited, face Value of Rs. 10 (Post Scheme- without PAN)
SHAREHOLDING PATTERN AS ON 30th June 2025
Table V- Statement showing details of significant beneficial owners

Sr. No.	Details of the significant beneficial owner (i)			Details of the registered owner (id			Particulars of the shares in which significant beneficial interest is held by the beneficial owner (in)		Date of creation / acquisition of significant beneficial interest (IV)
	Name	PAN	Nationality	Name	PAN	Nationality	Number of shares	Shareholding as a % of total no. of shares (calculated as per SCRR, 1957) As a % of (A+B+C2)	



Almondz Finanz Limited, face Value of Rs. 10 (Post Scheme- without PAN)
SHAREHOLDING PATTERN AS ON 30th June 2025
Table V- Statement showing details of significant beneficial owners

Sr. No.	Details of the significant beneficial owner (i)			Details of the registered owner (id			Particulars of the shares in which significant beneficial interest is held by the beneficial owner (in)		Date of creation / acquisition of significant beneficial interest (IV)
	Name	PAN	Nationality	Name	PAN	Nationality	Number of shares	Shareholding as a % of total no. of shares (calculated as per SCRR, 1957) As a % of (A+B+C2)	

ALMONDZ FINANZ LIMITED
New Delhi

Almondz Finanz Limited, face Value of Rs. 10 (Post Scheme- without PAN)

SHAREHOLDING PATTERN AS ON 30th June 2025

Table VI - Statement showing foreign ownership limits

	Board approved limits	*Limits utilized*
As on shareholding date	0	0
As on the end of previous 1st quarter	0	0
As on the end of previous 2nd quarter	0	0
As on the end of previous 3rd quarter	0	0
As on the end of previous 4th quarter	0	0



SHAREHOLDING PATTERN					
1	Name of Listed Entity:		Apricot Infosoft Private Limited, Face value of Rs. 10 each (Post Scheme- without PAN)		
2	Scrip Code/Name of Scrip/Class of Security		Equity		
3	Share Holding Pattern Filed under: Reg. 31(1)(a)/Reg. 31(1)(b)/Reg.31(1)(c)		Reg.31(1)(b)		
	a.	If under 31(1)(b) then indicate the report for Quarter ending	30th June 2025		
	b.	If under 31(1)(c) then indicate date of allotment/extinguishment			
4	Declaration: The Listed entity is required to submit the following declaration to the extent of submission of information:-				
	Particulars			Yes*	No*
	1	Whether the Listed Entity has issued any partly paid up shares?			No
	2	Whether the Listed Entity has issued any Convertible Securities or Warrants?			No
	3	Whether the Listed Entity has any shares against which depository receipts are issued?			No
	4	Whether the Listed Entity has any shares in locked-in?			No
	5	Whether any shares held by promoters are pledge or otherwise encumbered?			No



Apricot Infosoft Private Limited, Face value of Rs. 10 each (Post Scheme- without PAN)
SHAREHOLDING PATTERN AS ON 30th June 2025
Table - I Summary Statement holding of specified securities

Category (I)	Category of Shareholder (II)	No of Shareholders (III)	No. of fully paid Equity Share Held (IV)	No. of Partly Paid Equity Shares Held (V)	No . of shares underlying Depository Receipts (VI)	Total Nos. Shares Held (VII) = IV+V+VI	Shareholding as a % of total no of Shares *(calculated as per SCRR 1957)* (VIII) as a % of (A+B+C2)	No of Voting Rights held in each class of securities (IX)				No of shares undelying outstanding convertible securities (including warrants) (X)	Shareholding as a % assuming full convertions of convertible securities (as a % of diluted equity capital) (XI)=VII+X as a % of (A+B+C2)	No. of Locked in Shares (XII)		No of Shares pledged or otherwise encumbered (XIII)		No of Equity Shares Held in Dematerialized form (XIV)
								Class X	Class Y	Total	Total as a % of (A+B+C)			No. (a)	As a % of total shares held (b)	No. (a)	As a % of total shares held (b)	
(A)	Promoter & Promoter Group	0	0	0	0	0	0	0	0	0	0	0	0.0000	0	0.0000	0	0.0000	0
(B)	Public	0	0	0	0	0	0	0	0	0	0	0	0.0000	0	0.0000	0	0.0000	0
(C)	Non Promoter - Non Public	0	0	0	0	0	0	0	0	0	0	0	0.0000	0	0.0000	0	0.0000	0
(C1)	Shares Underlying DRs	0	0	0	0	0	0	0	0	0	0	0	0.0000	0	0.0000	0	0.0000	0
(C2)	Share Held By Employees Trusts	0	0	0	0	0	0	0	0	0	0	0	0.0000	0	0.0000	0	0.0000	0
	Total	0	0	0	0	0	0	0	0	0	0	0	0.0000	0	0.0000	0	0.0000	0
	Total A+B+C1+C2	**0**	**0**	**0**	**0**	0	0	0	**0**	0	0	**0.0000**	**0.0000**	**0**	**0.0000**	**0.0000**	**0.0000**	**0.0000**



Apricot Infosoft Private Limited, Face value of Rs. 10 each (Post Scheme- without PAN)
SHAREHOLDING PATTERN AS ON 30th June 2025
Table - II Statement showing shareholding pattern of the Promoter and Promer Group

S.No.	Category & Name of the Shareholder (I)	Entity type i.e.promoter OR promoter group entity (except promoter)	PAN (II)	No of Shareholders (III)	No. of fully paid Equity Share Held (IV)	No. Of Partly Paid Equity Shares Held (V)	No . Of shares underlying Depository Receipts (VI)	Total Nos. Shares Held (VII) = IV+V+VI	Shareholding as a % of total no of Shares *(calculated as per SCRR 1957)* (VIII) as a % of (A+B+C2)	No of Voting Rights held in each class of securities (IX)				No of shares undelying outstanding convertible securities (including warrants) (X)	Shareholding as a % assuming full convertions of convertible securities (as a % of diluted equity capital) (XI)=VII+X as a % of (A+B+C2)	No. of Locked in Shares (XII)		No of Shares pledged or otherwise encumbered (XIII)		No of Equity Shares Held in Dematerialized form (XIV)
										Class X	Class Y	Total	Total as a % of (A+B+C)			No. (a)	As a % of total shares held (b)	No. (a)	As a % of total shares held (b)	
(1)	Indian																			
(a)	Individual			0	0	0	0	0	0.0000	0	0	0	0.0000	0	0.0000	0	0.0000	0	0.0000	0
(b)	Huf			0	0	0	0	0	0.0000	0	0	0	0.0000	0	0.0000	0	0.0000	0	0.0000	0
(c)	Central Govt /state Govt/ President Of India			0	0	0	0	0	0.0000	0	0	0	0.0000	0	0.0000	0	0.0000	0	0.0000	0
(d)	Financial Inst/banks			0	0	0	0	0	0.0000	0	0	0	0.0000	0	0.0000	0	0.0000	0	0.0000	0
(e)	Any other																			
	Other - Body Corporate			0	0	0	0	0	0	0	0	0	0	0	0.0000	0	0.0000	0	0.0000	0
	Avonmore Capital & Management Services Ltd			0	0	0	0	0	0	0	0	0	0	0	0.0000	0	0.0000	0	0.0000	0
	Sub - Total			0	0	0	0	0	0	0	0	0	0	0	0.0000	0	0.0000	0	0.0000	0
(2)	Foreign							0	0	0		0	0							0
(a)	Individual(nri/ Foriegn Individual)			0	0	0	0	0	0	0	0	0	0	0	0.0000	0	0.0000	0	0.0000	0
(b)	Government			0	0	0	0	0	0	0	0	0	0	0	0.0000	0	0.0000	0	0.0000	0
(c)	Institutions			0	0	0	0	0	0	0	0	0	0	0	0.0000	0	0.0000	0	0.0000	0
(d)	Foreign Portfolio Investor			0	0	0	0	0	0	0	0	0	0	0	0.0000	0	0.0000	0	0.0000	0
(e)	Any Other							0	0	0		0	0							0
	Sub - Total			0	0	0	0	0	0	0	0	0	0	0	0.0000	0	0.0000	0	0.0000	0
	Total Shareholding of Promoter and Promotor Group			0	0	0	0	0	0	0	0	0	0	0	0.0000	0	0.0000	0	0.0000	0



Apricot Infosoft Private Limited, Face value of Rs. 10 each (Post Scheme- without PAN)
SHAREHOLDING PATTERN AS ON 30th June 2025
Table - III Statement showing shareholding pattern of the Public shareholding

S.No.	Category & Name of the Shareholder (I)	PAN (II)	No of Shareholders (III)	No. of fully paid Equity Share Held (IV)	No. Of Partly Paid Equity Shares Held (V)	No . Of shares underlying Depository Receipts (VI)	Total Nos. Shares Held (VII) = IV+V+VI	Shareholding as a % of total no of Shares *(calculated as per SCRR 1957)* (VIII) as a % of (A+B+C2)	No of Voting Rights held in each class of securities (IX)				No of shares undelying outstanding convertible securities (including warrants) (X)	Shareholding as a % assuming full convertions of convertible securities (as a % of diluted equity capital) (XI)=VII+X as a % of (A+B+C2)	No. of Locked in Shares (XII)		No of Shares pledged or otherwise encumbered (XIII)		No of Equity Shares Held in Dematerialized form (XIV)	Sub-categorization of shares (XV)		
									No of Voting Rights			Total as a % of (A+B+C)			No. (a)	As a % of total shares held (b)	No. (a)	As a % of total shares held (b)		Shareholding (No. of shares) under		
									Class X	Class Y	Total									Sub-category (i)	Sub-category (II)	Sub-category (III)
(1)	Institutions																					
(a)	Mutual Funds		0	0	0	0	0	0.0000	0	0	0	0.0000	0	0	0	0	0	0	0			
(b)	Venture Capital Funds		0	0	0	0	0	0.0000	0	0	0	0.0000	0	0	0	0	0	0	0			
(c)	Alternate Investment Funds		0	0	0	0	0	0.0000	0	0	0	0.0000	0	0	0	0	0	0	0			
(d)	Banks		0	0	0	0	0	0.0000	0	0	0	0.0000	0	0	0	0	0	0	0			
(e)	Insurance Companies		0	0	0	0	0	0.0000	0	0	0	0.0000	0	0	0	0	0	0	0			
(f)	Provident Funds/ Pension Fund		0	0	0	0	0	0.0000	0	0	0	0.0000	0	0	0	0	0	0	0			
(g)	Asset Reconstruction Companies		0	0	0	0	0	0.0000	0	0	0	0.0000	0	0	0	0	0	0	0			
(h)	Sovereign Wealth Funds		0	0	0	0	0	0.0000	0	0	0	0.0000	0	0	0	0	0	0	0			
(i)	NBFCs registered with RBI		0	0	0	0	0	0.0000	0	0	0	0.0000	0	0	0	0	0	0	0			
(j)	Other Financial Institutions		0	0	0	0	0	0.0000	0	0	0	0.0000	0	0	0	0	0	0	0			
	Sub-total (B)(1)		0	0	0	0	0	0.0000	0	0	0	0.0000	0	0	0	0	0	0	0			
(2)	Institutions (Foreign)													0	0	0	0	0	0			
(a)	Foreign Direct Investment		0	0	0	0	0	0.0000	0	0	0	0.0000	0	0	0	0	0	0	0			
(b)	Foreign Venture Capital Investors		0	0	0	0	0	0.0000	0	0	0	0.0000	0	0	0	0	0	0	0			
(c)	Sovereign Wealth Funds		0	0	0	0	0	0.0000	0	0	0	0.0000	0	0	0	0	0	0	0			
(d)	Foreign Portfolio Investors Category I		0	0	0	0	0	0	0	0	0	0	0	0	0	0	0	0	0	0	0	0
(e)	Foreign Portfolio Investors Category II		0	0	0	0	0	0.0000	0	0	0	0.0000	0	0	0	0	0	0	0			
(f)	Overseas Depositories (holding DRs) (balancin		0	0	0	0	0	0.0000	0	0	0	0.0000	0	0	0	0	0	0	0			
	Sub-Total B(2)		0	0	0	0	0	0	0	0	0	0	0	0	0	0	0	0	0	0	0	0
(3)	Central Government / State Government(s)													0	0	0	0	0	0			
(a)	Central Government / President of India		0	0	0	0	0	0.0000	0	0	0	0.0000	0	0	0	0	0	0	0			
(b)	State Government / Governor		0	0	0	0	0	0.0000	0	0	0	0.0000	0	0	0	0	0	0	0			
(c)	Shareholding by Companies or Bodies Corpora		0	0	0	0	0	0.0000	0	0	0	0.0000	0	0	0	0	0	0	0			
	Sub-Total B(3)		0	0	0	0	0	0.0000	0	0	0	0.0000	0	0	0	0	0	0	0			
(4)	Non-institutions													0	0	0	0	0	0			
(a)	Associate companies / Subsidiaries		0	0	0	0	0	0.0000	0	0	0	0.0000	0	0	0	0	0	0	0			
(b)	Directors and their relatives (excluding independent directors and nominee directors)		0	0	0	0	0	0	0	0	0	0	0	0	0	0	0	0	0			
(c)	Key Managerial Personnel		0	0	0	0	0	0	0	0	0	0	0	0	0	0	0	0	0	0	0	0
(d)	Relatives of promoters (other than 'immediate relatives' of promoters disclosed under 'Promoter and Promoter Group' category)		0	0	0	0	0	0	0	0	0	0	0	0	0	0	0	0	0			



Apricot Infosoft Private Limited, Face value of Rs. 10 each (Post Scheme- without PAN)
SHAREHOLDING PATTERN AS ON 30th June 2025
Table - III Statement showing shareholding pattern of the Public shareholding

S.No.	Category & Name of the Shareholder (I)	PAN (II)	No of Shareholders (III)	No. of fully paid Equity Share Held (IV)	No. Of Partly Paid Equity Shares Held (V)	No . Of shares underlying Depository Receipts (VI)	Total Nos. Shares Held (VII) = IV+V+VI	Shareholding as a % of total no of Shares *(calculated as per SCRR 1957)* (VIII) as a % of (A+B+C2)	No of Voting Rights held in each class of securities (IX)				No of shares undelying outstanding convertible securities (including warrants) (X)	Shareholding as a % assuming full convertions of convertible securities (as a % of diluted equity capital) (XI)=VII+X as a % of (A+B+C2)	No. of Locked in Shares (XII)		No of Shares pledged or otherwise encumbered (XIII)		No of Equity Shares Held in Dematerialized form (XIV)	Sub-categorization of shares (XV)		
									No of Voting Rights			Total as a % of (A+B+C)			No. (a)	As a % of total shares held (b)	No. (a)	As a % of total shares held (b)		Shareholding (No. of shares) under		
									Class X	Class Y	Total									Sub-category (i)	Sub-category (II)	Sub-category (III)
(e)	Trusts where any person belonging to 'Promoter and Promoter Group' category is 'trustee', 'beneficiary', or 'author of the trust'		0	0	0	0	0	0	0	0	0	0	0	0	0	0	0	0	0			
(f)	Investor Education and Protection Fund (IEPF)		0	0	0	0	0	0	0	0	0	0	0	0	0	0	0	0	0	0	0	0
(g)	Resident Individuals holding nominal share capital up to Rs. 2 lakhs		0	0	0	0	0	0	0	0	0	0	0	0	0	0	0	0	0	0	0	0
(h)	Resident Individuals holding nominal share capital in excess of Rs. 2 lakhs		0	0	0	0	0	0	0	0	0	0	0	0	0	0	0	0	0	0	0	0
(i)	Non Resident Indians (NRIs)-Non - Repatariable		0	0	0	0	0	0	0	0	0	0	0	0	0	0	0	0	0	0	0	0
	Non Resident Indians (NRIs)-Repatariable		0	0	0	0	0	0	0	0	0	0	0	0	0	0	0	0	0	0	0	0
(j)	Foreign Nationals		0	0	0	0	0	0	0	0	0	0	0	0	0	0	0	0	0			
(k)	Foreign Companies		0	0	0	0	0	0	0	0	0	0	0	0	0	0	0	0	0			
(l)	Bodies Corporate		0	0	0	0	0	0	0	0	0	0	0	0	0	0	0	0	0	0	0	0
(m)	Trusts		0	0	0	0	0	0	0	0	0	0	0	0	0	0	0	0	0	0	0	0
	OTHER - HUF		0	0	0	0	0	0	0	0	0	0	0	0	0	0	0	0	0	0	0	0
	OTHER - Clearing Member/House - Ind		0	0	0	0	0	0	0	0	0	0	0	0	0	0	0	0	0	0	0	0
	Sub-Total (B)(4)		0	0	0	0	0	0	0	0	0	0	0	0	0	0	0	0	0	0	0	0
	Total Public Shareholding (B) = (B)(1) + (B)(2) + (B)(3) + B(4)		0	0	0	0	0	0	0	0	0	0	0	0	0	0	0	0	0			



Apricot Infosoft Private Limited, Face value of Rs. 10 each (Post Scheme- without PAN)

SHAREHOLDING PATTERN AS ON 30th June 2025

Table - IV Statement showing shareholding pattern of the Non Promter - Non Public shareholder

S.No.	Category & Name of the Shareholder (I)	PAN (II)	No of Shareholders (III)	No. of fully paid Equity Share Held (IV)	No. Of Partly Paid Equity Shares Held (V)	No . Of shares underlying Depository Receipts (VI)	Total Nos. Shares Held (VII) = IV+V+ VI	Shareholding as a % of total no of Shares *(calculated as per SCRR 1957)* (VIII) as a % of (A+B+C2)	No of Voting Rights held in each class of securities (IX)				No of shares undelying outstanding convertible securities (including warrants) (X)	Shareholding as a % assuming full convertions of convertible securities (as a % of diluted equity capital) (XI)=VII+X as a % of (A+B+C2)	No. of Locked in Shares (XII)		No of Shares pledged or otherwise		No of Equity Shares Held in Dematerialized form (XIV)
									No of Voting Rights			Total as a % of (A+B+C)			No. (a)	As a % of total shares held (b)	No. (a)	As a % of total shares held (b)	
									Class X	Class Y	Total								
(1)	Custodian/DR Holder																	N.A.	
(a)	names																	N.A.	
(2)	Employees Benefit Trust (under SEBI Based emplyees benefit) Regulation 2014																	N.A.	
(a)	names																	N.A.	
																		N.A.	
	Toral Non-Promoter Non Public shareholding C = C1+C2		0	0	0	0	0	0	0	0	0	0	0	0	0	0		N.A.	0



Apricot Infosoft Private Limited, Face value of Rs. 10 each (Post Scheme- without PAN)

SHAREHOLDING PATTERN AS ON 30th June 2025

Table V- Statement showing details of significant beneficial owners

Sr. No.	Details of the significant beneficial owner (i)			Details of the registered owner (id			Particulars of the shares in which significant beneficial interest is held by the beneficial owner (in)		Date of creation / acquisition of significant beneficial interest (IV)
	Name	PAN	Nationality	Name	PAN	Nationality	Number of shares	Shareholding as a % of total no. of shares (calculated as per SCRR, 1957) As a % of (A+B+C2)	



Apricot Infosoft Private Limited, Face value of Rs. 10 each (Post Scheme- without PAN)

SHAREHOLDING PATTERN AS ON 30th June 2025

Table VI - Statement showing foreign ownership limits

	Board approved limits	*Limits utilized*
As on shareholding date	0	0
As on the end of previous 1st quarter	0	0
As on the end of previous 2nd quarter	0	0
As on the end of previous 3rd quarter	0	0
As on the end of previous 4th quarter	0	0



SHAREHOLDING PATTERN					
1	Name of Listed Entity:			**Avonmore Developers Private Limited, Face value of Rs. 10 each (Post Scheme-without PAN)**	
2	Scrip Code/Name of Scrip/Class of Security			**Equity**	
3	Share Holding Pattern Filed under: Reg. 31(1)(a)/Reg. 31(1)(b)/Reg.31(1)(c)			**Reg.31(1)(b)**	
	a.	If under 31(1)(b) then indicate the report for Quarter ending		**30th June 2025**	
	b.	If under 31(1)(c) then indicate date of allotment/extinguishment			
4	Declaration: The Listed entity is required to submit the following declaration to the extent of submission of information:-				
	Particulars			**Yes***	**No***
	1	Whether the Listed Entity has issued any partly paid up shares?			**No**
	2	Whether the Listed Entity has issued any Convertible Securities or Warrants?			**No**
	3	Whether the Listed Entity has any shares against which depository receipts are issued?			**No**
	4	Whether the Listed Entity has any shares in locked-in?			**No**
	5	Whether any shares held by promoters are pledge or otherwise encumbered?			**No**



Avonmore Developers Private Limited, Face value of Rs. 10 each (Post Scheme- without PAN)

SHAREHOLDING PATTERN AS ON 30th June 2025

Table - I Summary Statement holding of specified securities

Category (I)	Category of Shareholder (II)	No of Shareholders (III)	No. of fully paid Equity Share Held (IV)	No. of Partly Paid Equity Shares Held (V)	No . of shares underlying Depository Receipts (VI)	Total Nos. Shares Held (VII) = IV+V+VI	Shareholding as a % of total no of Shares *(calculated as per SCRR 1957)* (VIII) as a % of (A+B+C2)	No of Voting Rights held in each class of securities (IX)				No of shares undelying outstanding convertible securities (including warrants) (X)	Shareholding as a % assuming full convertions of convertible securities (as a % of diluted equity capital) (XI)=VII+X as a % of (A+B+C2)	No. of Locked in Shares (XII)		No of Shares pledged or otherwise encumbered (XIII)		No of Equity Shares Held in Dematerialized form (XIV)
								Class X	Class Y	Total	Total as a % of (A+B+C)			No. (a)	As a % of total shares held (b)	No. (a)	As a % of total shares held (b)	
(A)	Promoter & Promoter Group	0	0	0	0	0	0	0	0	0	0	0	0.0000	0	0.0000	0	0.0000	0
(B)	Public	0	0	0	0	0	0	0	0	0	0	0	0.0000	0	0.0000	0	0.0000	0
(C)	Non Promoter - Non Public	0	0	0	0	0	0	0	0	0	0	0	0.0000	0	0.0000	0	0.0000	0
(C1)	Shares Underlying DRs	0	0	0	0	0	0	0	0	0	0	0	0.0000	0	0.0000	0	0.0000	0
(C2)	Share Held By Employees Trusts	0	0	0	0	0	0	0	0	0	0	0	0.0000	0	0.0000	0	0.0000	0
	Total	0	0	0	0	0	0	0	0	0	0	0	0.0000	0	0.0000	0	0.0000	0
	Total A+B+C1+C2	**0**	**0**	**0**	**0**	0	0	0	**0**	0	0	**0.0000**	**0.0000**	**0**	**0.0000**	**0.0000**	**0.0000**	**0.0000**



Avonmore Developers Private Limited, Face value of Rs. 10 each (Post Scheme- without PAN)
SHAREHOLDING PATTERN AS ON 30th June 2025
Table - II Statement showing shareholding pattern of the Promoter and Promer Group

S.No.	Category & Name of the Shareholder (I)	Entity type i.e.promoter OR promoter group entity (except promoter)	PAN (II)	No of Shareholders (III)	No. of fully paid Equity Share Held (IV)	No. Of Partly Paid Equity Shares Held (V)	No . Of shares underlying Depository Receipts (VI)	Total Nos. Shares Held (VII) = IV+V+VI	Shareholding as a % of total no of Shares *(calculated as per SCRR 1957)* (VIII) as a % of (A+B+C2)	No of Voting Rights held in each class of securities (IX)				No of shares undelying outstanding convertible securities (including warrants) (X)	Shareholding as a % assuming full convertions of convertible securities (as a % of diluted equity capital) (XI)=VII+X as a % of (A+B+C2)	No. of Locked in Shares (XII)		No of Shares pledged or otherwise encumbered (XIII)		No of Equity Shares Held in Dematerialized form (XIV)
										Class X	Class Y	Total	Total as a % of (A+B+C)			No. (a)	As a % of total shares held (b)	No. (a)	As a % of total shares held (b)	
(1)	Indian																			
(a)	Individual			0	0	0	0	0	0.0000	0	0	0	0.0000	0	0.0000	0	0.0000	0	0.0000	0
(b)	Huf			0	0	0	0	0	0.0000	0	0	0	0.0000	0	0.0000	0	0.0000	0	0.0000	0
(c)	Central Govt /state Govt/ President Of India			0	0	0	0	0	0.0000	0	0	0	0.0000	0	0.0000	0	0.0000	0	0.0000	0
(d)	Financial Inst/banks			0	0	0	0	0	0.0000	0	0	0	0.0000	0	0.0000	0	0.0000	0	0.0000	0
(e)	Any other																			
	Other - Body Corporate			0	0	0	0	0	0	0	0	0	0	0	0.0000	0	0.0000	0	0.0000	0
	Avonmore Capital & Management Services Ltd			0	0	0	0	0	0	0	0	0	0	0	0.0000	0	0.0000	0	0.0000	0
	Sub - Total			0	0	0	0	0	0	0	0	0	0	0	0.0000	0	0.0000	0	0.0000	0
(2)	Foreign							0	0	0		0	0							0
(a)	Individual(nri/ Foriegn Individual)			0	0	0	0	0	0	0	0	0	0	0	0.0000	0	0.0000	0	0.0000	0
(b)	Government			0	0	0	0	0	0	0	0	0	0	0	0.0000	0	0.0000	0	0.0000	0
(c)	Institutions			0	0	0	0	0	0	0	0	0	0	0	0.0000	0	0.0000	0	0.0000	0
(d)	Foreign Portfolio Investor			0	0	0	0	0	0	0	0	0	0	0	0.0000	0	0.0000	0	0.0000	0
(e)	Any Other							0	0	0		0	0							0
	Sub - Total			0	0	0	0	0	0	0	0	0	0	0	0.0000	0	0.0000	0	0.0000	0
	Total Shareholding of Promoter and Promotor Group			0	0	0	0	0	0	0	0	0	0	0	0.0000	0	0.0000	0	0.0000	0



Avonmore Developers Private Limited, Face value of Rs. 10 each (Post Scheme- without PAN)
SHAREHOLDING PATTERN AS ON 30th June 2025
Table - III Statement showing shareholding pattern of the Public shareholding

S.No.	Category & Name of the Shareholder (I)	PAN (II)	No of Shareholders (III)	No. of fully paid Equity Share Held (IV)	No. Of Partly Paid Equity Shares Held (V)	No . Of shares underlying Depository Receipts (VI)	Total Nos. Shares Held (VII) = IV+V+VI	Shareholding as a % of total no of Shares *(calculated as per SCRR 1957)* (VIII) as a % of (A+B+C2)	No of Voting Rights held in each class of securities (IX)				No of shares undelying outstanding convertible securities (including warrants) (X)	Shareholding as a % assuming full convertions of convertible securities (as a % of diluted equity capital) (XI)=VII+X as a % of (A+B+C2)	No. of Locked in Shares (XII)		No of Shares pledged or otherwise encumbered (XIII)		No of Equity Shares Held in Dematerialized form (XIV)	Sub-categorization of shares (XV)		
									No of Voting Rights			Total as a % of (A+B+C)			No. (a)	As a % of total shares held (b)	No. (a)	As a % of total shares held (b)		Shareholding (No. of shares) under		
									Class X	Class Y	Total									Sub-category (i)	Sub-category (II)	Sub-category (III)
(1)	Institutions																					
(a)	Mutual Funds		0	0	0	0	0	0.0000	0	0	0	0.0000	0	0	0	0	0	0	0			
(b)	Venture Capital Funds		0	0	0	0	0	0.0000	0	0	0	0.0000	0	0	0	0	0	0	0			
(c)	Alternate Investment Funds		0	0	0	0	0	0.0000	0	0	0	0.0000	0	0	0	0	0	0	0			
(d)	Banks		0	0	0	0	0	0.0000	0	0	0	0.0000	0	0	0	0	0	0	0			
(e)	Insurance Companies		0	0	0	0	0	0.0000	0	0	0	0.0000	0	0	0	0	0	0	0			
(f)	Provident Funds/ Pension Fund		0	0	0	0	0	0.0000	0	0	0	0.0000	0	0	0	0	0	0	0			
(g)	Asset Reconstruction Companies		0	0	0	0	0	0.0000	0	0	0	0.0000	0	0	0	0	0	0	0			
(h)	Sovereign Wealth Funds		0	0	0	0	0	0.0000	0	0	0	0.0000	0	0	0	0	0	0	0			
(i)	NBFCs registered with RBI		0	0	0	0	0	0.0000	0	0	0	0.0000	0	0	0	0	0	0	0			
(j)	Other Financial Institutions		0	0	0	0	0	0.0000	0	0	0	0.0000	0	0	0	0	0	0	0			
	Sub-total (B)(1)		0	0	0	0	0	0.0000	0	0	0	0.0000	0	0	0	0	0	0	0			
(2)	Institutions (Foreign)													0	0	0	0	0	0			
(a)	Foreign Direct Investment		0	0	0	0	0	0.0000	0	0	0	0.0000	0	0	0	0	0	0	0			
(b)	Foreign Venture Capital Investors		0	0	0	0	0	0.0000	0	0	0	0.0000	0	0	0	0	0	0	0			
(c)	Sovereign Wealth Funds		0	0	0	0	0	0.0000	0	0	0	0.0000	0	0	0	0	0	0	0			
(d)	Foreign Portfolio Investors Category I		0	0	0	0	0	0	0	0	0	0	0	0	0	0	0	0	0	0	0	0
(e)	Foreign Portfolio Investors Category II		0	0	0	0	0	0.0000	0	0	0	0.0000	0	0	0	0	0	0	0			
(f)	Overseas Depositories (holding DRs) (balancin		0	0	0	0	0	0.0000	0	0	0	0.0000	0	0	0	0	0	0	0			
	Sub-Total B(2)		0	0	0	0	0	0	0	0	0	0	0	0	0	0	0	0	0	0	0	0
(3)	Central Government / State Government(s)													0	0	0	0	0	0			
(a)	Central Government / President of India		0	0	0	0	0	0.0000	0	0	0	0.0000	0	0	0	0	0	0	0			
(b)	State Government / Governor		0	0	0	0	0	0.0000	0	0	0	0.0000	0	0	0	0	0	0	0			
(c)	Shareholding by Companies or Bodies Corpora		0	0	0	0	0	0.0000	0	0	0	0.0000	0	0	0	0	0	0	0			
	Sub-Total B(3)		0	0	0	0	0	0.0000	0	0	0	0.0000	0	0	0	0	0	0	0			
(4)	Non-institutions													0	0	0	0	0	0			
(a)	Associate companies / Subsidiaries		0	0	0	0	0	0.0000	0	0	0	0.0000	0	0	0	0	0	0	0			
(b)	Directors and their relatives (excluding independent directors and nominee directors)		0	0	0	0	0	0	0	0	0	0	0	0	0	0	0	0	0			
(c)	Key Managerial Personnel		0	0	0	0	0	0	0	0	0	0	0	0	0	0	0	0	0	0	0	0
(d)	Relatives of promoters (other than 'immediate relatives' of promoters disclosed under 'Promoter and Promoter Group' category)		0	0	0	0	0	0		0	0	0	0	0	0	0	0	0	0			



Avonmore Developers Private Limited, Face value of Rs. 10 each (Post Scheme- without PAN)
SHAREHOLDING PATTERN AS ON 30th June 2025
Table - III Statement showing shareholding pattern of the Public shareholding

S.No.	Category & Name of the Shareholder (I)	PAN (II)	No of Shareholders (III)	No. of fully paid Equity Share Held (IV)	No. Of Partly Paid Equity Shares Held (V)	No . Of shares underlying Depository Receipts (VI)	Total Nos. Shares Held (VII) = IV+V+VI	Shareholding as a % of total no of Shares *(calculated as per SCRR 1957)* (VIII) as a % of (A+B+C2)	No of Voting Rights held in each class of securities (IX)				No of shares undelying outstanding convertible securities (including warrants) (X)	Shareholding as a % assuming full conversions of convertible securities (as a % of diluted equity capital) (XI)=VII+X as a % of (A+B+C2)	No. of Locked in Shares (XII)		No of Shares pledged or otherwise encumbered (XIII)		No of Equity Shares Held in Dematerialized form (XIV)	Sub-categorization of shares (XV)		
									No of Voting Rights			Total as a % of (A+B+C)			No. (a)	As a % of total shares held (b)	No. (a)	As a % of total shares held (b)		Shareholding (No. of shares) under		
									Class X	Class Y	Total									Sub-category (i)	Sub-category (II)	Sub-category (III)
(e)	Trusts where any person belonging to 'Promoter and Promoter Group' category is 'trustee', 'beneficiary', or 'author of the trust'		0	0	0	0	0	0	0	0	0	0	0	0	0	0	0	0	0			
(f)	Investor Education and Protection Fund (IEPF)		0	0	0	0	0	0	0	0	0	0	0	0	0	0	0	0	0	0	0	0
(g)	Resident Individuals holding nominal share capital up to Rs. 2 lakhs		0	0	0	0	0	0	0	0	0	0	0	0	0	0	0	0	0	0	0	0
(h)	Resident Individuals holding nominal share capital in excess of Rs. 2 lakhs		0	0	0	0	0	0	0	0	0	0	0	0	0	0	0	0	0	0	0	0
(i)	Non Resident Indians (NRIs)-Non - Repatariable		0	0	0	0	0	0	0	0	0	0	0	0	0	0	0	0	0	0	0	0
	Non Resident Indians (NRIs)-Repatariable		0	0	0	0	0	0	0	0	0	0	0	0	0	0	0	0	0	0	0	0
(j)	Foreign Nationals		0	0	0	0	0	0	0	0	0	0	0	0	0	0	0	0	0			
(k)	Foreign Companies		0	0	0	0	0	0	0	0	0	0	0	0	0	0	0	0	0			
(l)	Bodies Corporate		0	0	0	0	0	0	0	0	0	0	0	0	0	0	0	0	0	0	0	0
(m)	Trusts		0	0	0	0	0	0	0	0	0	0	0	0	0	0	0	0	0	0	0	0
	OTHER - HUF		0	0	0	0	0	0	0	0	0	0	0	0	0	0	0	0	0	0	0	0
	OTHER - Clearing Member/House - Ind		0	0	0	0	0	0	0	0	0	0	0	0	0	0	0	0	0	0	0	0
	Sub-Total (B)(4)		0	0	0	0	0	0	0	0	0	0	0	0	0	0	0	0	0	0	0	0
	Total Public Shareholding (B) = (B)(1) + (B)(2) + (B)(3) + B(4)		0	0	0	0	0	0	0	0	0	0	0	0	0	0	0	0	0			



Avonmore Developers Private Limited, Face value of Rs. 10 each (Post Scheme- without PAN)

SHAREHOLDING PATTERN AS ON 30th June 2025

Table - IV Statement showing shareholding pattern of the Non Promter - Non Public shareholder

S.No.	Category & Name of the Shareholder (I)	PAN (II)	No of Shareholders (III)	No. of fully paid Equity Share Held (IV)	No. Of Partly Paid Equity Shares Held (V)	No . Of shares underlying Depository Receipts (VI)	Total Nos. Shares Held (VII) = IV+V+ VI	Shareholding as a % of total no of Shares *(calculated as per SCRR 1957)* (VIII) as a % of (A+B+C2)	No of Voting Rights held in each class of securities (IX)				No of shares undelying outstanding convertible securities (including warrants) (X)	Shareholding as a % assuming full convertions of convertible securities (as a % of diluted equity capital) (XI)=VII+X as a % of (A+B+C2)	No. of Locked in Shares (XII)		No of Shares pledged or otherwise		No of Equity Shares Held in Dematerialized form (XIV)
									No of Voting Rights			Total as a % of (A+B+C)			No. (a)	As a % of total shares held (b)	No. (a)	As a % of total shares held (b)	
									Class X	Class Y	Total								
(1)	Custodian/DR Holder																N.A.		
(a)	names																N.A.		
(2)	Employees Benefit Trust (under SEBI Based emplyees benefit) Regulation 2014																N.A.		
(a)	names																N.A.		
																	N.A.		
	Toral Non-Promoter Non Public shareholding C = C1+C2		0	0	0	0	0	0	0	0	0	0	0	0	0	0	N.A.		0



Avonmore Developers Private Limited, Face value of Rs. 10 each (Post Scheme- without PAN)
SHAREHOLDING PATTERN AS ON 30th June 2025
Table V- Statement showing details of significant beneficial owners

Sr. No.	Details of the significant beneficial owner (i)			Details of the registered owner (id			Particulars of the shares in which significant beneficial interest is held by the beneficial owner (in)		Date of creation / acquisition of significant beneficial interest (IV)
	Name	PAN	Nationality	Name	PAN	Nationality	Number of shares	Shareholding as a % of total no. of shares (calculated as per SCRR, 1957) As a % of (A+B+C2)	

AVONMORE DEVELOPERS PVT. LTD. New Delhi

Avonmore Developers Private Limited, Face value of Rs. 10 each (Post Scheme- without PAN)

SHAREHOLDING PATTERN AS ON 30th June 2025

Table VI - Statement showing foreign ownership limits

	Board approved limits	*Limits utilized*
As on shareholding date	0	0
As on the end of previous 1st quarter	0	0
As on the end of previous 2nd quarter	0	0
As on the end of previous 3rd quarter	0	0
As on the end of previous 4th quarter	0	0



SHAREHOLDING PATTERN					
1	Name of Listed Entity:			**Anemone Holdings Private Limited, Face value of Rs. 10 each (Post Scheme- without PAN)**	
2	Scrip Code/Name of Scrip/Class of Security			**Equity**	
3	Share Holding Pattern Filed under: Reg. 31(1)(a)/Reg. 31(1)(b)/Reg.31(1)(c)			**Reg.31(1)(b)**	
	a.	If under 31(1)(b) then indicate the report for Quarter ending		**30th June 2025**	
	b.	If under 31(1)(c) then indicate date of allotment/extinguishment			
4	Declaration: The Listed entity is required to submit the following declaration to the extent of submission of information:-				
	Particulars			**Yes***	**No***
	1	Whether the Listed Entity has issued any partly paid up shares?			**No**
	2	Whether the Listed Entity has issued any Convertible Securities or Warrants?			**No**
	3	Whether the Listed Entity has any shares against which depository receipts are issued?			**No**
	4	Whether the Listed Entity has any shares in locked-in?			**No**
	5	Whether any shares held by promoters are pledge or otherwise encumbered?			**No**

ANEMONE HOLDINGS PVT. LTD. * MUMBAI *

Anemone Holdings Private Limited, Face value of Rs. 10 each (Post Scheme- without PAN)
SHAREHOLDING PATTERN AS ON 30th June 2025
Table - I Summary Statement holding of specified securities

Category (I)	Category of Shareholder (II)	No of Shareholders (III)	No. of fully paid Equity Share Held (IV)	No. of Partly Paid Equity Shares Held (V)	No . of shares underlying Depository Receipts (VI)	Total Nos. Shares Held (VII) = IV+V+VI	Shareholding as a % of total no of Shares *(calculated as per SCRR 1957)* (VIII) as a % of (A+B+C2)	No of Voting Rights held in each class of securities (IX)				No of shares undelying outstanding convertible securities (including warrants) (X)	Shareholding as a % assuming full convertions of convertible securities (as a % of diluted equity capital) (XI)=VII+X as a % of (A+B+C2)	No. of Locked in Shares (XII)		No of Shares pledged or otherwise encumbered (XIII)		No of Equity Shares Held in Dematerialized form (XIV)
								Class X	Class Y	Total	Total as a % of (A+B+C)			No. (a)	As a % of total shares held (b)	No. (a)	As a % of total shares held (b)	
(A)	Promoter & Promoter Group	0	0	0	0	0	0	0	0	0	0	0	0.0000	0	0.0000	0	0.0000	0
(B)	Public	0	0	0	0	0	0.0000	0	0	0	0	0	0.0000	0	0.0000	0	0.0000	0
(C)	Non Promoter - Non Public	0	0	0	0	0	0.0000	0	0	0	0	0	0.0000	0	0.0000	0	0.0000	0
(C1)	Shares Underlying DRs	0	0	0	0	0	0.0000	0	0	0	0	0	0.0000	0	0.0000	0	0.0000	0
(C2)	Share Held By Employees Trusts	0	0	0	0	0	0.0000	0	0	0	0	0	0.0000	0	0.0000	0	0.0000	0
	Total	0	0	0	0	0	0.0000	0	0	0	0	0	0.0000	0	0.0000	0	0.0000	0
	Total A+B+C1+C2	**0**	**0**	**0**	**0**	**0**	0	0	**0**	0	0	**0.0000**	**0.0000**	**0**	**0.0000**	**0.0000**	**0.0000**	**0.0000**



Anemone Holdings Private Limited, Face value of Rs. 10 each (Post Scheme- without PAN)
SHAREHOLDING PATTERN AS ON 30th June 2025
Table - II Statement showing shareholding pattern of the Promoter and Promer Group

S.No.	Category & Name of the Shareholder (I)	Entity type i.e.promoter OR promoter group entity (except promoter)	PAN (II)	No of Shareholders (III)	No. of fully paid Equity Share Held (IV)	No. Of Partly Paid Equity Shares Held (V)	No . Of shares underlying Depository Receipts (VI)	Total Nos. Shares Held (VII) = IV+V+VI	Shareholding as a % of total no of Shares *(calculated as per SCRR 1957)* (VIII) as a % of (A+B+C2)	No of Voting Rights held in each class of securities (IX)				No of shares undelying outstanding convertible securities (including warrants) (X)	Shareholding as a % assuming full convertions of convertible securities (as a % of diluted equity capital) (XI)=VII+X as a % of (A+B+C2)	No. of Locked in Shares (XII)		No of Shares pledged or otherwise encumbered (XIII)		No of Equity Shares Held in Dematerialized form (XIV)
										Class X	Class Y	Total	Total as a % of (A+B+C)			No. (a)	As a % of total shares held (b)	No. (a)	As a % of total shares held (b)	
(1)	Indian																			
(a)	Individual			0	0	0	0	0	0.0000	0	0	0	0.0000	0	0.0000	0	0.0000	0	0.0000	0
(b)	Huf			0	0	0	0	0	0.0000	0	0	0	0.0000	0	0.0000	0	0.0000	0	0.0000	0
(c)	Central Govt /state Govt/ President Of India			0	0	0	0	0	0.0000	0	0	0	0.0000	0	0.0000	0	0.0000	0	0.0000	0
(d)	Financial Inst/banks			0	0	0	0	0	0.0000	0	0	0	0.0000	0	0.0000	0	0.0000	0	0.0000	0
(e)	Any other																			
	Other - Body Corporate			0	0	0	0	0	0	0	0	0	0	0	0.0000	0	0.0000	0	0.0000	0
	Avonmore Capital & Management Services Ltd				0	0	0	0	0	0	0	0	0	0	0.0000	0	0.0000	0	0.0000	0
	Sub - Total			0	0	0	0	0	0	0	0	0	0	0	0.0000	0	0.0000	0	0.0000	0
(2)	Foreign																			
(a)	Individual(nri/ Foriegn Individual)			0	0	0	0	0	0.0000	0	0	0	0.0000	0	0.0000	0	0.0000	0	0.0000	0
(b)	Government			0	0	0	0	0	0.0000	0	0	0	0.0000	0	0.0000	0	0.0000	0	0.0000	0
(c)	Institutions			0	0	0	0	0	0.0000	0	0	0	0.0000	0	0.0000	0	0.0000	0	0.0000	0
(d)	Foreign Portfolio Investor			0	0	0	0	0	0.0000	0	0	0	0.0000	0	0.0000	0	0.0000	0	0.0000	0
(e)	Any Other																			
	Sub - Total			0	0	0	0	0	0.0000	0	0	0	0.0000	0	0.0000	0	0.0000	0	0.0000	0
	Total Shareholding of Promoter and Promotor Group			0	0	0	0	0	0	0	0	0	0	0	0.0000	0	0.0000	0	0.0000	0



Anemone Holdings Private Limited, Face value of Rs. 10 each (Post Scheme- without PAN)
SHAREHOLDING PATTERN AS ON 30th June 2025
Table - III Statement showing shareholding pattern of the Public shareholding

S.No.	Category & Name of the Shareholder (I)	PAN (II)	No of Shareholders (III)	No. of fully paid Equity Share Held (IV)	No. Of Partly Paid Equity Shares Held (V)	No . Of shares underlying Depository Receipts (VI)	Total Nos. Shares Held (VII) = IV+V+VI	Shareholding as a % of total no of Shares *(calculated as per SCRR 1957)* (VIII) as a % of (A+B+C2)	No of Voting Rights held in each class of securities (IX)				No of shares undelying outstanding convertible securities (including warrants) (X)	Shareholding as a % assuming full convertions of convertible securities (as a % of diluted equity capital) (XI)=VII+X as a % of (A+B+C2)	No. of Locked in Shares (XII)		No of Shares pledged or otherwise encumbered (XIII)		No of Equity Shares Held in Dematerialized form (XIV)	Sub-categorization of shares (XV)		
									No of Voting Rights			Total as a % of (A+B+C)			No. (a)	As a % of total shares held (b)	No. (a)	As a % of total shares held (b)		Shareholding (No. of shares) under		
									Class X	Class Y	Total									Sub-category (i)	Sub-category (II)	Sub-category (III)
(1)	Institutions																					
(a)	Mutual Funds		0	0	0	0	0	0.0000	0	0	0	0.0000	0	0	0	0	0	0	0			
(b)	Venture Capital Funds		0	0	0	0	0	0.0000	0	0	0	0.0000	0	0	0	0	0	0	0			
(c)	Alternate Investment Funds		0	0	0	0	0	0.0000	0	0	0	0.0000	0	0	0	0	0	0	0			
(d)	Banks		0	0	0	0	0	0.0000	0	0	0	0.0000	0	0	0	0	0	0	0			
(e)	Insurance Companies		0	0	0	0	0	0.0000	0	0	0	0.0000	0	0	0	0	0	0	0			
(f)	Provident Funds/ Pension Fund		0	0	0	0	0	0.0000	0	0	0	0.0000	0	0	0	0	0	0	0			
(g)	Asset Reconstruction Companies		0	0	0	0	0	0.0000	0	0	0	0.0000	0	0	0	0	0	0	0			
(h)	Sovereign Wealth Funds		0	0	0	0	0	0.0000	0	0	0	0.0000	0	0	0	0	0	0	0			
(i)	NBFCs registered with RBI		0	0	0	0	0	0.0000	0	0	0	0.0000	0	0	0	0	0	0	0			
(j)	Other Financial Institutions		0	0	0	0	0	0.0000	0	0	0	0.0000	0	0	0	0	0	0	0			
	Sub-total (B)(1)		0	0	0	0	0	0.0000	0	0	0	0.0000	0	0	0	0	0	0	0			
(2)	Institutions (Foreign)													0	0	0	0	0	0			
(a)	Foreign Direct Investment		0	0	0	0	0	0.0000	0	0	0	0.0000	0	0	0	0	0	0	0			
(b)	Foreign Venture Capital Investors		0	0	0	0	0	0.0000	0	0	0	0.0000	0	0	0	0	0	0	0			
(c)	Sovereign Wealth Funds		0	0	0	0	0	0.0000	0	0	0	0.0000	0	0	0	0	0	0	0			
(d)	Foreign Portfolio Investors Category I		0	0	0	0	0	0	0	0	0	0	0	0	0	0	0	0	0	0	0	0
(e)	Foreign Portfolio Investors Category II		0	0	0	0	0	0.0000	0	0	0	0.0000	0	0	0	0	0	0	0			
(f)	Overseas Depositories (holding DRs) (balancin		0	0	0	0	0	0.0000	0	0	0	0.0000	0	0	0	0	0	0	0			
	Sub-Total B(2)		0	0	0	0	0	0	0	0	0	0	0	0	0	0	0	0	0	0	0	0
(3)	Central Government / State Government(s)													0	0	0	0	0	0			
(a)	Central Government / President of India		0	0	0	0	0	0.0000	0	0	0	0.0000	0	0	0	0	0	0	0			
(b)	State Government / Governor		0	0	0	0	0	0.0000	0	0	0	0.0000	0	0	0	0	0	0	0			
(c)	Shareholding by Companies or Bodies Corpora		0	0	0	0	0	0.0000	0	0	0	0.0000	0	0	0	0	0	0	0			
	Sub-Total B(3)		0	0	0	0	0	0.0000	0	0	0	0.0000	0	0	0	0	0	0	0			
(4)	Non-institutions													0	0	0	0	0	0			
(a)	Associate companies / Subsidiaries		0	0	0	0	0	0.0000	0	0	0	0.0000	0	0	0	0	0	0	0			
(b)	Directors and their relatives (excluding independent directors and nominee directors)		0	0	0	0	0	0	0	0	0	0	0	0	0	0	0	0	0			
(c)	Key Managerial Personnel		0	0	0	0	0	0	0	0	0	0	0	0	0	0	0	0	0	0	0	0
(d)	Relatives of promoters (other than 'immediate relatives' of promoters disclosed under 'Promoter and Promoter Group' category)		0	0	0	0	0	0	0	0	0	0	0	0	0	0	0	0	0			



Anemone Holdings Private Limited, Face value of Rs. 10 each (Post Scheme- without PAN)
SHAREHOLDING PATTERN AS ON 30th June 2025
Table - III Statement showing shareholding pattern of the Public shareholding

S.No.	Category & Name of the Shareholder (I)	PAN (II)	No of Shareholders (III)	No. of fully paid Equity Share Held (IV)	No. Of Partly Paid Equity Shares Held (V)	No . Of shares underlying Depository Receipts (VI)	Total Nos. Shares Held (VII) = IV+V+VI	Shareholding as a % of total no of Shares *(calculated as per SCRR 1957)* (VIII) as a % of (A+B+C2)	No of Voting Rights held in each class of securities (IX)				No of shares undelying outstanding convertible securities (including warrants) (X)	Shareholding as a % assuming full convertions of convertible securities (as a % of diluted equity capital) (XI)=VII+X as a % of (A+B+C2)	No. of Locked in Shares (XII)		No of Shares pledged or otherwise encumbered (XIII)		No of Equity Shares Held in Dematerialized form (XIV)	Sub-categorization of shares (XV)		
									No of Voting Rights			Total as a % of (A+B+C)			No. (a)	As a % of total shares held (b)	No. (a)	As a % of total shares held (b)		Shareholding (No. of shares) under		
									Class X	Class Y	Total									Sub-category (i)	Sub-category (II)	Sub-category (III)
(e)	Trusts where any person belonging to 'Promoter and Promoter Group' category is 'trustee', 'beneficiary', or 'author of the trust'		0	0	0	0	0	0	0	0	0	0	0	0	0	0	0	0	0			
(f)	Investor Education and Protection Fund (IEPF)		0	0	0	0	0	0	0	0	0	0	0	0	0	0	0	0	0	0	0	0
(g)	Resident Individuals holding nominal share capital up to Rs. 2 lakhs		0	0	0	0	0	0	0	0	0	0	0	0	0	0	0	0	0	0	0	0
(h)	Resident Individuals holding nominal share capital in excess of Rs. 2 lakhs		0	0	0	0	0	0	0	0	0	0	0	0	0	0	0	0	0	0	0	0
(i)	Non Resident Indians (NRIs)-Non - Repatariable		0	0	0	0	0	0	0	0	0	0	0	0	0	0	0	0	0	0	0	0
	Non Resident Indians (NRIs)-Repatariable		0	0	0	0	0	0	0	0	0	0	0	0	0	0	0	0	0	0	0	0
(j)	Foreign Nationals		0	0	0	0	0	0	0	0	0	0	0	0	0	0	0	0	0			
(k)	Foreign Companies		0	0	0	0	0	0	0	0	0	0	0	0	0	0	0	0	0			
(l)	Bodies Corporate		0	0	0	0	0	0	0	0	0	0	0	0	0	0	0	0	0	0	0	0
(m)	Trusts		0	0	0	0	0	0	0	0	0	0	0	0	0	0	0	0	0	0	0	0
	OTHER - HUF		0	0	0	0	0	0	0	0	0	0	0	0	0	0	0	0	0	0	0	0
	OTHER - Clearing Member/House - Ind		0	0	0	0	0	0	0	0	0	0	0	0	0	0	0	0	0	0	0	0
	Sub-Total (B)(4)		0	0	0	0	0	0	0	0	0	0	0	0	0	0	0	0	0	0	0	0
	Total Public Shareholding (B) = (B)(1) + (B)(2) + (B)(3) + B(4)		0	0	0	0	0	0	0	0	0	0	0	0	0	0	0	0	0			



Anemone Holdings Private Limited, Face value of Rs. 10 each (Post Scheme- without PAN)

SHAREHOLDING PATTERN AS ON 30th June 2025

Table - IV Statement showing shareholding pattern of the Non Promter - Non Public shareholder

S.No.	Category & Name of the Shareholder (I)	PAN (II)	No of Shareholders (III)	No. of fully paid Equity Share Held (IV)	No. Of Partly Paid Equity Shares Held (V)	No . Of shares underlying Depository Receipts (VI)	Total Nos. Shares Held (VII) = IV+V+ VI	Shareholding as a % of total no of Shares *(calculated as per SCRR 1957)* (VIII) as a % of (A+B+C2)	No of Voting Rights held in each class of securities (IX)				No of shares undelying outstanding convertible securities (including warrants) (X)	Shareholding as a % assuming full convertions of convertible securities (as a % of diluted equity capital) (XI)=VII+X as a % of (A+B+C2)	No. of Locked in Shares (XII)		No of Shares pledged or otherwise		No of Equity Shares Held in Dematerialized form (XIV)
									No of Voting Rights			Total as a % of (A+B+C)			No. (a)	As a % of total shares held (b)	No. (a)	As a % of total shares held (b)	
									Class X	Class Y	Total								
(1)	Custodian/DR Holder																N.A.		
(a)	names																N.A.		
(2)	Employees Benefit Trust (under SEBI Based emplyees benefit) Regulation 2014																N.A.		
(a)	names																N.A.		
																	N.A.		
	Toral Non-Promoter Non Public shareholding C = C1+C2		0	0	0	0	0	0	0	0	0	0	0	0	0	0	N.A.		0



Anemone Holdings Private Limited, Face value of Rs. 10 each (Post Scheme- without PAN)

SHAREHOLDING PATTERN AS ON 30th June 2025

Table V- Statement showing details of significant beneficial owners

Sr. No.	Details of the significant beneficial owner (i)			Details of the registered owner (id			Particulars of the shares in which significant beneficial interest is held by the beneficial owner (in)		Date of creation / acquisition of significant beneficial interest (IV)
	Name	PAN	Nationality	Name	PAN	Nationality	Number of shares	Shareholding as a % of total no. of shares (calculated as per SCRR, 1957) As a % of (A+B+C2)	



Anemone Holdings Private Limited, Face value of Rs. 10 each (Post Scheme- without PAN)

SHAREHOLDING PATTERN AS ON 30th June 2025

Table VI - Statement showing foreign ownership limits

	Board approved limits	*Limits utilized*
As on shareholding date	0	0
As on the end of previous 1st quarter	0	0
As on the end of previous 2nd quarter	0	0
As on the end of previous 3rd quarter	0	0
As on the end of previous 4th quarter	0	0

