

**Almondz Global Securities Ltd.**

Almondz Global Securities Limited

CIN No.: L74899DL1994PLC059839

Registered Office: 2nd Floor, 3 Scindia House, Janpath, New Delhi - 110001

Statement of Standalone Audited Financial Results for the Quarter/ Year Ended ended 31 March 2020

(Rs. In Lakh except per share data)

Particulars	Quarter ended		Year ended	
	March 31, 2020	December 31, 2019	March 31, 2019	March 31, 2020
	Audited	Unaudited	Audited	Audited
<b>I Income</b>				
<b>Revenue From operations</b>				
Interest income	-	-	-	-
Dividend Income	4	1	2	9
Rental Income	-	-	-	-
Fees and commission income	414	662	796	2,370
Net gain on fair value changes	18	-	0	18
Net gain on derecognition of financial instruments under amortised cost category	-	-	-	-
Sale of products	-	-	-	-
Others	38	99	272	279
<b>Total Revenue From operations (I)</b>	<b>474</b>	<b>762</b>	<b>1,071</b>	<b>2,685</b>
<b>II Other Income</b>	<b>116</b>	<b>69</b>	<b>(39)</b>	<b>319</b>
<b>III Total Income (I+II)</b>	<b>590</b>	<b>831</b>	<b>1,032</b>	<b>3,004</b>
<b>IV Expenses</b>				
Finance costs	46	10	13	67
Fees and commission expense	260	411	471	1,414
Net loss on fair value changes	31	1	61	53
Impairment on financial instruments	30	-	17	30
Net loss on derecognition of financial instruments under amortised cost category	-	-	-	-
Cost of material consumed	-	-	-	-
Purchases of Stock-in-Trade	-	-	-	-
Changes in inventories of finished goods, Stock-in-Trade and work-in-progress	-	-	-	-
Employee benefits expense	204	214	332	798
Depreciation and amortization expense	106	18	20	160
Other expenses	178	131	124	622
<b>Total expenses (IV)</b>	<b>854</b>	<b>785</b>	<b>1,038</b>	<b>3,144</b>
<b>V Profit/ (loss) before exceptional items and tax (III-IV)</b>	<b>(264)</b>	<b>46</b>	<b>(7)</b>	<b>(140)</b>
<b>VI Exceptional items</b>	-	-	-	-
<b>VII Profit/(loss) before tax (V-VI)</b>	<b>(264)</b>	<b>46</b>	<b>(7)</b>	<b>(140)</b>
<b>VIII Tax expense:</b>	<b>(175)</b>	<b>5</b>	<b>(1)</b>	<b>(150)</b>
(a) Current tax	(13)	11	29	13
(b) Current tax expense relating to prior years	(0)	(9)	1	(9)
(c) Deferred tax / MAT credit	(161)	3	(30)	(153)
<b>IX Profit/ (Loss) from continuing operations for the period (VII-VIII)</b>	<b>(89)</b>	<b>41</b>	<b>(6)</b>	<b>10</b>
<b>X Profit/ (Loss) from discontinued operations</b>	-	-	-	-
<b>XI Tax expenses of discontinued operations</b>	-	-	-	-
<b>XII Profit from Discontinued operations (after tax) (X-XI)</b>	-	-	-	-
<b>XIII Net Profit (loss) for the period (IX+XII)</b>	<b>(89)</b>	<b>41</b>	<b>(6)</b>	<b>10</b>
<b>XIV Other Comprehensive income</b>				
A (i) Items that will not be reclassified to profit or loss				
-> Re-measurement losses on defined benefit plans	79	(9)	(8)	53
-> Income tax relating to items that will not be reclassified to profit or loss	(22)	3	3	(15)
B. (i) Items that will be reclassified to profit or loss				
(ii) Income tax relating to items that will be reclassified to profit or loss	-	-	-	-
<b>XV Total Comprehensive Income for the period (Comprising Profit and Other comprehensive Income for the period) (XIII+XIV)</b>	<b>(33)</b>	<b>35</b>	<b>(11)</b>	<b>47</b>
<b>XV Paid-up Equity Share Capital (face value of Rs. 6 each)</b>	<b>1,553</b>	<b>1,553</b>	<b>1,553</b>	<b>1,553</b>
<b>XVII Earnings per equity share (for continuing operation)</b>				
(a) Basic	(0.13)	0.13	(0.04)	0.18
(b) Diluted	(0.12)	0.13	(0.04)	0.18
<b>XVIII Earnings per equity share (for discontinued operation):</b>				
(a) Basic	-	-	-	-
(b) Diluted	-	-	-	-
<b>XIX Earnings per equity share (Total) including Other Comprehensive Income</b>				
(a) Basic	(0.13)	0.13	(0.04)	0.18
(b) Diluted	(0.12)	0.13	(0.04)	0.18

SEBI Merchant Banking Registration No. INM00000834

**Statement of Audited Standalone Assets and Liabilities as at 31 March 2020**

	(Rs. in Lakh)	
	As at	As at
	March 31, 2020	March 31, 2019
<b>Assets</b>		
<b>Financial assets</b>		
Cash and cash equivalents	430	587
Bank balances other than above	483	577
Receivables	-	-
Trade receivables	1,186	2,047
Loans	989	591
Investments	6,718	6,766
Inventories	167	169
Other financial assets	648	904
	<b>10,642</b>	<b>11,641</b>
<b>Non-financial assets</b>		
Current tax assets (net)	691	626
Deferred tax assets (net)	405	267
Property, plant and equipment	106	131
Intangible assets	18	26
Right-of-use assets	238	-
Investment property	2,834	2,884
Other non-financial assets	149	192
	<b>4,442</b>	<b>4,126</b>
<b>Total Assets</b>	<b>15,084</b>	<b>15,767</b>
<b>Liabilities and Equity</b>		
<b>Liabilities</b>		
<b>Financial liabilities</b>		
Payables		
Trade payables	211	181
Other payables	703	1,194
Borrowings other than debt securities	847	1,162
Lease liabilities	274	-
Other financial liabilities	283	344
	<b>2,317</b>	<b>2,861</b>
<b>Non-financial liabilities</b>		
Provisions	88	112
Other non-financial liabilities	179	379
	<b>266</b>	<b>491</b>
<b>Equity</b>		
Equity share capital	1,553	1,553
Other equity	10,948	10,862
	<b>12,501</b>	<b>12,415</b>
<b>Total Liabilities and Equity</b>	<b>15,084</b>	<b>15,767</b>



**Audited Standalone Statement of Cash flow as per Regulation 33 of the SEBI (Listing Obligation and Disclosure Requirements) Regulations, 2015 for the year ended 31 March 2020**

	(Rs. in Lakh)	
	For the year ended March 31, 2020	For the year ended March 31, 2019
<b>A Cash flow from operating activities</b>		
Profit before tax	(140)	(94)
Adjustments for:		
Depreciation and amortisation expense	82	81
Creation of Right to use assets	-	-
(Profit)/loss on disposal of property, plant and equipment (net)	-	(1)
Interest Income on Fixed deposit and Financial assets measured at amortised cost	52	67
Dividend Income classified as investing cash flows	0	7
Impairment on financial instruments	30	17
ESOP reserve	39	-
Net (gain)/loss on fair value changes	36	284
Provision for employee benefits	52	58
Liabilities written back	(8)	(8)
Provisions written back	(7)	-
Rent received	-	-
Interest received on income tax refund	(10)	-
Miscellaneous income	(59)	(6)
Finance costs	67	67
<b>Operating profit before working capital changes</b>	<b>135</b>	<b>492</b>
<b>Movement in working capital</b>		
Increase/(decrease) in inventories	(18)	618
(Increase) in trade and other receivables	831	(484)
(Increase) in right to use assets	(238)	-
(Increase) in loan	(398)	(560)
(Increase) in investments	-	-
(Increase)/decrease bank balance other than cash and cash equivalents	94	740
Decrease/(increase) in other financial assets	314	(304)
Decrease/(increase) in other non-financial assets	62	(50)
Increase/(decrease) in trade and other payables	(442)	(440)
Increase/(decrease) in other financial liability	(90)	(177)
Increase/(decrease) in lease liability	274	-
Increase/(decrease) in provisions	(17)	(34)
Increase/(decrease) in other non-financial liability	(200)	191
<b>Cash generated from/ (used in) operations</b>	<b>307</b>	<b>(9)</b>
Less: Tax Paid (net of refunds)	(68)	(248)
<b>Net cash inflow from/ (used in) operating activities (A)</b>	<b>239</b>	<b>(255)</b>
<b>B Cash flows from investing activities</b>		
Payments for property, plant and equipment and intangible assets	-	(27)
Decrease / (Increase) in investments	48	54
Dividend income	(9)	(7)
<b>Net cash inflow from/ (used in) investing activities (B)</b>	<b>39</b>	<b>19</b>
<b>C Cash flows from financing activities</b>		
Finance cost	(67)	(67)
Proceeds from borrowings (net)	(315)	(151)
Interest income	(52)	(87)
Proceeds from derivative financial instruments	-	-
Proceeds from issue of capital	-	-
Proceeds from issue of optionally convertible redeemable preference share	-	-
Proceeds from issue non convertible debentures	-	-
Money received against share warrants	-	-
<b>Net cash inflow from/ (used in) financing activities (C)</b>	<b>(435)</b>	<b>(305)</b>
<b>Net increase (decrease) in cash and cash equivalents (A+B+C)</b>	<b>(157)</b>	<b>(541)</b>
Cash and cash equivalents at the beginning of the year	587	1,128
<b>Cash and cash equivalents at the end of the year</b>	<b>430</b>	<b>587</b>



**Notes**

- 1 The above results have been reviewed and recommended by the Audit Committee and approved by the Board at their meeting held on July 28, 2020.
- 2 The company has adopted Indian Accounting Standards (Ind-AS) from April 1, 2019 with a transition date of April 1, 2018. The financial results have been prepared in accordance with Ind-AS as prescribed under section 133 of the Companies Act, 2013 read with Rule 3 of the Companies (Indian Accounting Standard rules, 2015 and Companies (Indian Accounting Standards) Amendment Rules, 2016. accordance with Ind AS as prescribed under section 133 of the Companies Act, 2013 read with Rule 3 of the Companies (Indian accounting Standard rules, 2015 and Companies (Indian Accounting Standards) Amendment Rules, 2016.
- 3 Reconciliation of the financial results of Quarter and Year ended 31 March 2019 to those reported under previous IGAAP are summarized below:

(Rs. In Lakh)

Particulars	Quarter ended	Year ended
	March 31, 2019	March 31, 2019
Profit after tax as per previous GAAP	14	120
<b>Adjustments:</b>		
Amortisation of interest free loan to employees	0	0
Amortisation of SD receivable/payable	2	(0)
Fair value of Investment	(111)	(267)
Fair value of Inventory	61	(34)
Actuarial loss on defined benefit plans (net of tax)	(2)	24
Expected credit loss	(1)	(17)
Amortisation of processing fees	(1)	(1)
Rectification of depreciation on painting and sculpture	2	2
Rectification of prior period expense	0	0
Tax Impact of above adjustments	46	100
<b>Other comprehensive income (net of tax):</b>	(1)	(84)
Actuarial loss on defined benefit plans (net of tax)	(9)	(24)
<b>Total comprehensive income as per Ind AS</b>	<b>(11)</b>	<b>(88)</b>

- 4 COVID-19 was declared a Global Pandemic on 11th March 2020 by the WHO and the GOI announced a Lockdown on 24th March 2020. We believe that the Impact Assessment of this Pandemic is a continuous evolving process, given its Intensity in the Financial Capital of India. Our company shall continue to monitor all material changes to future conditions arising due to Pandemic.
- 5 The Company has adopted Ind AS 116 with effect from April 1, 2019 and applied the standard retrospectively to its lease contracts existing on April 1, 2019 using the modified retrospective approach in accordance with the requirement of the standard. To the extent, performance for the quarter and year ended 31st March 2020 is not comparable with previous period result Reconciliation for the effect of the transition on statement of profit & loss for the quarter ended 31st March 2020.

Adjustment to increase / (decrease) in net profit	Quarter ended 31 March 2020	Change due to IND AS 116	Quarter ended 31 March 2020	Year ended 31 March 2020	Change due to IND AS 116	Year ended 31 March 2020
	Comparable Basis	Increase/ (decrease)	As reported	Comparable Basis	Increase/ (decrease)	As reported
Other Expenses	274	-96	178	718	-96	622
Finance Cost	12	33	45	34	33	67
Depreciation and Amortisation	28	78	106	82	78	160
PBT	-249	-15	-264	-125	-15	-140

- 6 In accordance with Ind As-108 "Operating Segments" and based in "management evaluation", the Chief Operating Decision Makers evaluates the Company's performance and allocates resources based on an analysis of various performance indicators by business segment. Accordingly, information has been presented along these business segments. The accounting principles used in preparing financial statements are consistently applied to record revenue & expenditure in individual segments.
- 7 The basic and diluted earnings per share have been calculated in accordance with the Ind AS-33 "Earnings Per Share".
- 8 Figures for the previous period have been regrouped/reclassified wherever necessary to confirm to the current period's classification.

For and on behalf of the Board of  
Almondz Global Securities Limited

*Jagdeep Singh*  
Jagdeep Singh  
Wholetime Director  
DIN : 00008348.

Place: New Delhi  
Date: 28 - July 2020

**Almondz Global Securities Limited**


Registered Office: 2nd Floor, 3 Scindia House, Janpath, New Delhi - 110001

**Standalone Audited Segment wise revenue, results, Segment assets and Segment liabilities for the Quarter/ Year ended 31 March 2020**

(Rs. In Lakh except per share data)

Particulars	Quarter-ended			year ended	
	March 31, 2020	December 31, 2019	March 31, 2019	March 31, 2020	March 31, 2019
	Audited	Unaudited	Audited	Audited	Audited
<b>Segment Revenue</b>					
(a) Debt and equity market operations	-19	47	45	65	47
(b) Consultancy and Advisory fees	232	474	648	1677	2383
(c) Wealth Advisory / Broking activities	202	241	377	943	1215
<b>Income from Operations</b>	<b>415</b>	<b>762</b>	<b>1070</b>	<b>2685</b>	<b>3645</b>
<b>Segment results</b>					
Profit before tax and interest from each segment					
(a) Debt and equity market operations	-175	3	4	-293	-508
(b) Corporate finance/ advisory fees	-103	44	1	132	560
(c) Wealth Advisory / Broking activities	-20	23	15	17	7
<b>Total</b>	<b>-298</b>	<b>70</b>	<b>20</b>	<b>-144</b>	<b>59</b>
Less:					
1) Unallocable interest	3	1	3	8	30
2) Other unallocable expenditure (net off unallocable income)	-38	23	24	-12	123
<b>Profit before tax</b>	<b>-263</b>	<b>46</b>	<b>-7</b>	<b>-140</b>	<b>-94</b>
	-264	46	-7	-140	-94
<b>Segment Assets</b>					
(a) Debt and equity market operations	381	1347	529	381	529
(b) Corporate finance/ advisory fees	814	1780	1455	814	1455
(c) Wealth Advisory / Broking activities	1706	2200	2640	1706	2640
(e) Unallocated	12184	11058	11243	12184	11243
<b>Total Segment Assets</b>	<b>15085</b>	<b>16385</b>	<b>15868</b>	<b>15085</b>	<b>15868</b>
<b>Segment Liabilities</b>					
(a) Debt and equity market operations	96	367	10	96	10
(b) Corporate finance/ advisory fees	276	603	462	276	462
(c) Wealth Advisory / Broking activities	970	1365	1620	970	1620
(e) Unallocated	1240	1204	1344	1240	1344
	<b>2582</b>	<b>3539</b>	<b>3436</b>	<b>2582</b>	<b>3436</b>

Place: New Delhi  
Date: 28 - July 2020

  
**Jagdeep Singh**  
 Wholtime Director  
 DIN : 00008348



Reconciliation of Equity as per Previous GAAP and Ind AS

Standalone

Reconciliation of total equity as at March 31, 2019

(Rs. In Lakh)

Particulars	March 31, 2019	April 1, 2018
Total equity as per previous GAAP	12,664	12,544
<b>Adjustments:</b>	-	-
Opening Ind AS adjustments	(41)	-
Amortisation of interest free loan to employees	0	(2)
Amortisation of SD receivable/payable	(0)	(1)
Fair value of investment	(257)	(80)
Fair value of inventory	(34)	35
Expected credit loss	(17)	(4)
Amortisation of processing fees	(1)	(0)
Rectification of depreciation on painting and sculpture	2	-
Rectification of prior period expense	0	(0)
Tax impact of above adjustments	100	12
<b>Total adjustments</b>	<b>(249)</b>	<b>(41)</b>
<b>Total equity as per Ind AS</b>	<b>12,415</b>	<b>12,504</b>

For Almondz Global Securities Ltd.

Jagdeep Singh  
Jagdeep Singh  
Wholetime Director



SEBI Merchant Banking Registration No. INM00000834

F - 33/3 Okhla Industrial Area Phase - II, New Delhi - 110 020, India. Tel.: + 91 11 4350 0700 / 800 Fax : + 91 11 4350 0735

CIN : L74899DL1994PLC059839 • Email : delhi@almondz.com • Website : www.almondzglobal.com

Registered Office: 2<sup>nd</sup> Floor, 3 Scindia House, Janpath, New Delhi 110001 India. Tel.: +91 11 4151 4666-669, Fax: +91 11 4151 4665

**MOHAN GUPTA & COMPANY  
CHARTERED ACCOUNTANTS**

**OFF.B-2A/37, JANAKPURI  
NEW DELHI – 110058  
Phone: 45597859, 41612538  
Email :mohan.mgc@gmail.com  
Website : www.camohangupta.com**

**Independent Auditor's Report on Quarterly and Year to Date Standalone  
Financial Results of the Almondz Global Securities Limited Pursuant to the  
Regulation 33 of the SEBI (Listing Obligations and Disclosure  
Requirements) Regulations, 2015**

To The Board of Directors of  
**Almondz Global Securities Limited**

**Report on the Standalone Financial Results**

**Opinion**

We have audited the accompanying statement of quarterly and year to date standalone financial results of **M/s Almondz Global Securities Limited**, (the Company) for the quarter and year ended 31<sup>st</sup> March 2020 and for the year ended 31<sup>st</sup> March 2019 ("Statement"), attached herewith, being submitted by the company pursuant to the requirement of Regulation 33 of the SEBI (Listing Obligations and Disclosure Requirements) Regulations, 2015. Attention is drawn to the fact that the figures for the quarter ended 31 March 2020 and the corresponding quarter ended in the previous year as reported in these standalone financial results and the balancing figures between audited figures in respect of full financial year and the published year to date figures upto the end of the third quarter of the current financial year. Also the figures upto the end of the third quarter for the current financial year had only been reviewed and not subject to audit. This statement is the responsibility of the Company's management and has been approved by the Board of Directors in their meeting held on 28<sup>th</sup> July 2020.

In our opinion and to the best of our information and according to the explanations given to us, the aforesaid financial results:



- i. is presented in accordance with the requirements of Regulation 33 of the SEBI (Listing Obligation and Disclosure Requirements) Regulations, 2015 and SEBI Circular dated 5 July 2016 in this regard; and
- ii. give a true and fair view of the net profit for the year and net loss for the quarter and other financial information for the quarter ended 31.03.2020 as well as the year to date results for the period from 01.04.2019 to 31.03.2020.

### **Basis of Opinion**

We conducted our audit in accordance with the Standard on Auditing (SAs) specified under section 143(10) of the Companies Act, 2013, as amended ("the Act"). Our responsibilities under those Standards are further described in the "Auditor's Responsibilities for the Audit of the Standalone Financial Results" section of our report. We are Independent of the company in accordance with the Code of Ethics issued by the Institute of Chartered Accountants of India together with the ethical requirements that are relevant to our audit of the financial statements under the provisions of the Act and the Rules thereunder, and we have fulfilled our other ethical responsibilities in accordance with these requirements and the code of ethics. We believe that the audit evidence obtained by us is sufficient and appropriate to provide a basis for our opinion.

### **Management's Responsibility for the Financial Statements**

The Statement has been prepared on the basis of the standalone annual financial statements. The Board of Directors are responsible for the preparation and presentation of the Statement that give a true and fair view of the net profit for the year and net loss for the quarter and other comprehensive income and other financial information in accordance with the applicable accounting standards prescribed under section 133 of the Act read with relevant rules issued thereunder and other accounting principles generally accepted in India and in compliance with Regulation 33 of the Listing Regulations.

The Board of Directors are responsible for maintenance of adequate accounting records in accordance with the provisions of the Act for safeguarding of the assets





of the company and for preventing and detecting frauds and other irregularities; selection and application of appropriate accounting policies; making judgments and estimates that are reasonable and prudent; and the design, implementation and maintenance of adequate internal financial controls, that were operating effectively for ensuring the accuracy and completeness of the accounting records, relevant to the preparation and presentation of the Statement that give a true and fair view and are free from material misstatement, whether due to fraud or error, which have been used for the purpose of preparation of the Statement by the Directors of the Company, as aforesaid.

In preparing the statement, the board of directors are responsible for assessing the company's ability to continue as a going concern, disclosing, as applicable, matters related to going concern and using the going concern basis of accounting unless the board of Directors either intends to liquidate the company or to cease operations, or has no realistic alternative but to do so.


The Board of Directors are also responsible for overseeing the company's financial reporting process.

### **Auditor's Responsibility**

Our responsibility is to express an opinion on these standalone financial results based on our audit of such standalone financial statement. We conducted our audit in accordance with the Standards on Auditing generally accepted in India. These Standards require that we comply with ethical requirements and plan and perform the audit to obtain reasonable assurance about whether the financial results are free from material misstatement. Reasonable assurance is a high level of assurance but is not a guarantee that an audit conducted in accordance with SAs will always detect a material misstatement when it exists.

As part of an audit in accordance with SAs, we exercise professional judgment and maintain professional skepticism throughout the audit. We also:

- Identify and assess the risks of material misstatement of the Statement, whether due to fraud or error, design and perform audit procedures responsive to those risks, and obtain audit evidence that is sufficient and




appropriate to provide a basis for our opinion. The risk of not detecting a material misstatement resulting from fraud is higher than for one resulting from error, as fraud may involve collusion, forgery, intentional omissions, misrepresentations, or the override of internal control.

- Obtain an understanding of internal control relevant to the audit in order to design audit procedures that are appropriate in the circumstances. Under Section 143(3(i) of the Act, we are also responsible for expressing our opinion on whether the company has adequate internal financial controls with reference to financial statements in place and the operating effectiveness of such controls.
- Evaluate the appropriateness of accounting policies used and the reasonableness of accounting estimates and related disclosures made by the Board of Directors.
- Conclude on the appropriateness of the Board of Directors' use of the going concern basis of accounting and, based on the audit evidence obtained, whether a material uncertainty exists related to events or conditions that may cast significant doubt on the Company's ability to continue as a going concern. If we conclude that a material uncertainty exists, we are required to draw attention in our auditor's report to the related disclosures in the financial results or, if such disclosures are inadequate, to modify our opinion. Our conclusions are based on the audit evidence obtained up to the date of our auditor's report. However, future events or conditions may cause the Company to cease to continue as a going concern.
- Evaluate the overall presentation, structure and content of the Statement, including the disclosures, and whether the Statement represents the underlying transactions and events in a manner that achieves fair presentation.

We communicate with those charged with governance regarding, among other matters, the planned scope and timing of the audit and significant audit findings, including any significant deficiencies in internal control that we identify during our audit.

We also provide those charged with governance with a statement that we have complied with relevant ethical requirements regarding independence, and to



communicate with them all relationships and other matters that may reasonably be thought to bear on our independence, and where applicable, related safeguards.

### Emphasis of Matter

We draw attention to Note:04 to the accompanying Standalone financial results which explain the management evaluation of the financial impact due to lockdown and other restrictions on account of COVID-19 pandemic situation. The assessment of the impact in the subsequent period is dependent upon circumstances as they evolve.

For Mohan Gupta & Company  
Chartered Accountants

FRN: 006519N



CA Mohan Gupta

Partner

M.No. 082466

Date: 28/07/2020

Place: New Delhi

UDIN: 20082466AAAAAM2743

**Almondz Global Securities Ltd.**

Almondz Global Securities Limited  
CIN: L74899DL1994PLC059839

Registered Office: 2nd Floor, 3 Scindia House, Janpath, New Delhi - 110001

Statement of Consolidated Audited Financial Results for the Quarter / Year ended 31 March 2020

(Rs. in lakh, except per share data)

Particulars	Quarter ended			Year Ended	
	March 31, 2020	December 31, 2019	March 31, 2019	March 31, 2020	March 31, 2019
	Audited	Unaudited	Audited	Audited	Audited
<b>Income</b>					
<b>I Revenue From operations</b>					
Interest Income	19	134	216	449	851
Dividend Income	4	2	5	9	7
Rental Income	3	3	5	9	9
Fees and commission income	1,181	1,451	1,588	6,402	6,604
Net gain on fair value changes	10	-	10	19	10
Net gain on derecognition of financial Instruments under amortised cost category	-	-	-	-	-
Sale of products	6	6	9	28	35
Others	33	22	3	141	124
<b>Total Revenue From operations</b>	<b>1,265</b>	<b>1,618</b>	<b>1,816</b>	<b>6,057</b>	<b>7,630</b>
<b>II Other Income</b>	<b>157</b>	<b>91</b>	<b>7</b>	<b>366</b>	<b>201</b>
<b>III Total Income (I+II)</b>	<b>1,422</b>	<b>1,709</b>	<b>1,823</b>	<b>6,442</b>	<b>7,831</b>
<b>Expenses</b>					
Finance costs	119	46	52	246	254
Fees and commission expenses	489	387	1,221	1,894	1,800
Net loss on fair value changes	31	1	60	53	291
Impairment on financial instruments	55	-	110	55	110
Net loss on derecognition of financial Instruments under amortised cost category	-	-	-	-	-
Cost of material consumed	3	2	4	10	17
Purchases of Stock-in-Trade	(3)	1	(1)	(1)	(2)
Changes in inventories of finished goods, Stock-In -Trade and work-in-progress	-	-	-	-	-
Employee benefits expense	829	691	738	2,602	3,053
Depreciation and amortization expense	218	34	44	334	166
Other expenses	225	366	(415)	1,297	1,748
<b>Total expenses</b>	<b>1,966</b>	<b>1,528</b>	<b>1,813</b>	<b>6,480</b>	<b>7,439</b>
<b>V Profit before share of (loss)/profit of equity accounted investees, exceptional items and tax (III-IV)</b>	<b>(544)</b>	<b>181</b>	<b>9</b>	<b>(48)</b>	<b>391</b>
<b>VI Exceptional items</b>	-	-	-	-	-
<b>VII Profit before share of (loss)/profit of equity accounted investees and tax (V-VI)</b>	<b>(544)</b>	<b>181</b>	<b>9</b>	<b>(48)</b>	<b>391</b>
Share of (loss)/profit of equity accounted investees	(27)	131	118	290	332
<b>VIII Profit before tax</b>	<b>(571)</b>	<b>312</b>	<b>127</b>	<b>243</b>	<b>723</b>
<b>IX Tax expense:</b>	<b>(328)</b>	<b>41</b>	<b>24</b>	<b>(190)</b>	<b>82</b>
(a) Current tax	(62)	51	58	69	157
(b) Current tax expense relating to prior years	(46)	(7)	15	(53)	(5)
(c) Deferred tax / MAT Credit	(218)	(3)	(49)	(206)	(70)
<b>X Profit from continuing operations for the period (VIII-IX)</b>	<b>(245)</b>	<b>271</b>	<b>103</b>	<b>433</b>	<b>641</b>
<b>XI Profit from discontinued operations</b>	-	-	-	-	-
<b>XII Tax expenses of discontinued operations</b>	-	-	-	-	-
<b>XIII Profit from Discontinued operations (after tax) (XI-XII)</b>	-	-	-	-	-
<b>XIV Net Profit for the period (X+XIII)</b>	<b>(245)</b>	<b>271</b>	<b>103</b>	<b>433</b>	<b>641</b>
<b>XV Profit from continuing operations for the period attributable to</b>					
(a) Owners of the Company	(245)	271	103	433	641
(b) Non-controlling interest	-	-	-	-	-
<b>XVI Profit from discontinued operations for the period attributable to</b>					
(a) Owners of the Company	-	-	-	-	-
(b) Non-controlling interest	-	-	-	-	-
<b>XVII Other Comprehensive Income</b>					
<b>A (i) Items that will not be reclassified to profit or loss</b>	132	(11)	25	99	(7)
(ii) Income tax relating to items that will not be reclassified to profit or loss	(37)	3	(6)	(28)	3
<b>B. (i) Items that will be reclassified to profit or loss</b>	-	-	-	-	-
(ii) Income tax relating to items that will be reclassified to profit or loss	-	-	-	-	-
<b>XVIII Total Comprehensive Income for the period (Comprising Profit and Other comprehensive Income for the period) (XIV+XVII)</b>	<b>(150)</b>	<b>263</b>	<b>122</b>	<b>503</b>	<b>637</b>
<b>XIX Paid-up Equity Share Capital (face value of Rs. 6 each)</b>	<b>1,553</b>	<b>1,553</b>	<b>1,553</b>	<b>1,553</b>	<b>1,553</b>
<b>XX Earnings per equity share (for continuing operation)</b>					
(a) Basic	(0.58)	1.02	0.47	1.95	2.46
(b) Diluted	(0.56)	0.98	0.47	1.88	2.46
<b>XXI Earnings per equity share (for discontinued operation):</b>					
(a) Basic	-	-	-	-	-
(b) Diluted	-	-	-	-	-

SEBI Merchant Banking Registration No. INM00000834

F - 33/3 Okhla Industrial Area Phase - II, New Delhi - 110 020, India. Tel.: + 91 11 4350 0700 / 800 Fax : + 91 11 4350 0735, 4350 0787

CIN : L74899DL1994PLC059839 \* Email : delhi@almondz.com \* Website : www.almondzglobal.com


Registered Office: 2<sup>nd</sup> Floor, 3 Scindia House, Janpath, New Delhi 110001 India. Tel.: +91 11 4151 4666-669, Fax: +91 11 4151 4665



Almondz Global Securities Limited  
CIN: L74899DL1004PLC059839

Registered Office: 2nd Floor, 3 Scindia House, Janpath, New Delhi - 110001  
Statement of Audited Consolidated Assets and Liabilities as at 31 March 2020


Particulars	March 31, 2020	March 31, 2019
<b>Assets</b>		
<b>Financial assets</b>		
Cash and cash equivalents	1,821	1,100
Bank balances other than above	1,064	1,100
Receivables	-	-
Trade receivables	2,544	3,610
Other receivables	77	111
Inventories - financial assets	100	170
Loans	2,421	2,000
Investments	140	640
Investment in associates accounted by using equity method	2,450	2,047
Other financial assets	856	930
	<u>11,586</u>	<u>12,646</u>
<b>Non-financial assets</b>		
Inventories	2	2
Income tax assets (net)	1,170	900
Deferred tax assets (net)	300	322
Property, plant and equipment	683	762
Investment property	3,280	3,418
Capital work in-progress	-	3
Goodwill	20	20
Other intangible assets	40	63
Operating lease right-of-use assets	606	-
Other non-financial assets	933	781
	<u>7,250</u>	<u>6,286</u>
<b>Total Assets</b>	<u>18,836</u>	<u>18,932</u>
<b>Liabilities and Equity</b>		
<b>Liabilities</b>		
<b>Financial liabilities</b>		
Payables	-	-
Trade payables	423	230
Other payables	33	1,405
Borrowings other than debt securities	1,393	2,021
Operating lease liabilities	702	-
Other financial liabilities	600	775
	<u>3,240</u>	<u>4,491</u>
<b>Non-financial liabilities</b>		
Income tax liabilities (net)	1	-
Deferred tax liabilities (net)	14	13
Provisions	228	212
Other non-financial liabilities	1,003	408
	<u>1,247</u>	<u>633</u>
<b>Equity</b>		
Equity share capital	1,553	1,553
Other equity	12,797	12,255
Non-controlling interest	-	-
	<u>14,350</u>	<u>13,808</u>
<b>Total Liabilities and Equity</b>	<u>18,836</u>	<u>18,932</u>



Almondz Global Securities Limited  
CIN: L74899DL1994PLC059839

Audited Consolidated Statement of Cash flow as per Regulation 33 of the SEBI (Listing Obligation and Disclosure Requirements) Regulations, 2015 for the year ended 31 March 2020

Particulars	Year ended	
	31 March 2020	31 March 2019
<b>A Cash flow from operating activities</b>		
Profit before tax	243	723
Adjustments for:	-	-
Depreciation and amortisation of property, plant and equip	114	107
Depreciation on investment property	59	61
Amortisation of right-of-use assets	161	-
(Profit) on disposal of property, plant and equipment (net)	(10)	(1)
Interest Income on Fixed deposit	-	-
Dividend Income classified as investing cash flows	-	-
Impairment on financial instruments	55	110
ESOP reserve	39	-
Net (gain) on fair value changes	(53)	(291)
Items of other comprehensive Income	71	(4)
Liabilities written back	(10)	(24)
Provisions written back	(31)	(184)
Interest received on income tax refund	(29)	(5)
Finance costs	209	262
Other consolidation adjustments	-	0
	-	-
<b>Operating profit before working capital changes</b>	<b>817</b>	<b>753</b>
<b>Movement in working capital</b>		
(Increase)/decrease in Inventories	(18)	1,150
(Increase)/decrease in trade and other receivables	953	(1,309)
(Increase) in right-of-use assets	(857)	-
(Increase)/decrease in loan	564	(360)
(Increase) bank balance other than cash and cash equivalent	98	699
Decrease/(increase) in other financial assets	73	(119)
(Increase) in other non-financial assets	(151)	(192)
Increase/(decrease) in trade and other payables	(1,198)	393
Increase/(decrease) in other financial liability	(175)	288
Increase in lease liability	792	-
Increase in provisions	17	72
Increase in other non-financial liability	595	108
<b>Cash generated from/ (used in) operations</b>	<b>1,507</b>	<b>1,483</b>
Less: Income tax paid (net of refunds)	(148)	(394)
<b>Net cash inflow from/ (used in) operating activities (A)</b>	<b>1,359</b>	<b>1,089</b>
<b>Cash flows from investing activities</b>		
(Payments for) property, plant and equipment, intangible assets & CWIP	(8)	(170)
Proceeds from sale of property, plant and equipment and intangible assets	-	-
Proceeds from/(payments for) investment property	70	(243)
Interest income	29	5
Investments made	40	10
Movement in minority interest	-	1
<b>Net cash inflow from/ (used in) investing activities (B)</b>	<b>131</b>	<b>(397)</b>
<b>Cash flows from financing activities</b>		
Finance cost	-	-
(Payments for)/proceeds from borrowings (net)	(629)	(1,093)
Interest (paid)	(209)	(252)
<b>Net cash inflow from/ (used in) financing activities (C)</b>	<b>(838)</b>	<b>(1,344)</b>
<b>Net increase (decrease) in cash and cash equivalents (A+B+C)</b>	<b>653</b>	<b>(653)</b>
Cash and cash equivalents at the beginning of the year	1,166	1,819
Cash and cash equivalents at the end of the year	1,819	1,166
Cash and cash equivalents at the beginning of the year	3,105	2,769




**Notes**

- 1 The above results have been reviewed and recommended by the Audit Committee and approved by the Board at their meeting held on July 20, 2020.
- 2 The company has adopted Indian Accounting Standards (Ind-AS) from April 1, 2018 with a transition date of April 1, 2018. The financial results have been prepared in accordance with Ind-AS as prescribed under section 133 of the Companies Act, 2013 read with Rule 3 of the Companies (Indian Accounting Standard rules, 2015 and Companies (Indian Accounting Standards) Amendment Rules, 2018, accordance with Ind AS as prescribed under section 133 of the Companies Act, 2013 read with Rule 3 of the Companies (Indian accounting Standard rules, 2015 and
- 3 Reconciliation of the financial results of Quarter and Year ended 31 March 2019 to those reported under previous IGAAP are summarized below:

Particulars	(Rs. in Lakh)	
	Quarter ended 31 March 2019	Year ended 31 March 2019
<b>Profit after tax as per IGAAP</b>	220	966
<b>Adjustments:</b>	-	-
Depreciation on investment property	-8	-8
Amortisation of interest free loan to employees	0	0
Amortisation of SD receivable/payable	1	-1
Fair value of investment	-111	-257
Fair value of inventory-shares	51	-34
Expected credit loss	-56	-111
Amortisation of processing fees	-1	-1
Depreciation on painting and sculpture	2	2
Prior period expense	2	2
Remeasurement of defined benefit plans	-19	7
Tax Impact of above adjustments	51	78
<b>Total adjustments</b>	<b>-88</b>	<b>-323</b>
Adjustments for Share in profit of associate		
	-2	-2
<b>Other comprehensive income (net of tax)</b>	<b>-6</b>	<b>-4</b>
<b>Total comprehensive income as per Ind AS</b>	<b>122</b>	<b>637</b>
	0	0

- 4 COVID-19 was declared a Global Pandemic on 11th March 2020 by the WHO and the GOI announced a Lockdown on 24th March 2020. We believe that the impact Assessment of this Pandemic is a continuous evolving process, given its intensity in the Financial Capital of India. Our company shall continue to monitor all material changes to future conditions arising due to Pandemic.
- 5 In accordance with Ind As-108 "Operating Segments" and based in "management evaluation", the Chief Operating Decision Makers evaluates the Company's performance and allocates resources based on an analysis of various performance Indicators by business segment. Accordingly, information has been presented along these business segments. The accounting principles used in preparing financial statements are consistently applied to record revenue & expenditure in individual segments.



6 The Company has adopted Ind AS 116 with effect from April 1, 2019 and applied the standard retrospectively to its lease contracts existing on April 1, 2019 using the modified retrospective approach in accordance with the requirement of the standard. To the extent, performance for the quarter and year ended 31st March 2020 is not comparable with previous period result Reconciliation for the effect of the transition on statement of profit & loss for the quarter ended 31st March 2020.

Adjustment to increase / (decrease) in net profit	Quarter ended	Change due to	Quarter ended	Year ended 31	Change due	Year ended 31
	31 March 2020	IND AS 116	31 March 2020	March 2020	to IND AS 116	March 2020
	Comparable Base	Increase/ (decrease)	As reported	Comparable Base	Increase/ (decrease)	As reported
Other Expenses	442	-217	225	1514	-217	1297
Finance Cost	14	93	107	159	93	246
Depreciation and Amortisation	43	175	218	159	175	334
PBT	-620	-51	-671	294	-51	243

7 The basic and diluted earnings per share have been calculated in accordance with the Ind AS-33 "Earnings Per Share".

8 The consolidated results for the Quarter and year ended 31 March 2020, include the results of followings :

**Subsidiaries:**

- a. M/s Almondz Finanz Limited.
- b. M/s Almondz Commodities Private Limited.
- c. M/s Almondz Wealth Advisors Limited.
- d. M/s Giffie Healthcare Services Limited.
- e. M/s Almondz Global Infra- Consultant Limited.
- f. M/s North Square Projects Private Limited.

**Associates:**


- a. M/s Premier Alcobev Private Limited.
- b. M/s Almondz Insolvency Resolution Services Private Limited.

9 Figures for the previous period have been regrouped/reclassified wherever necessary to confirm to the current period's classification.

For and on behalf of the Board of  
Almondz Global Securities Limited

*Jagdeep Singh*

Jagdeep Singh  
Wholtime Director  
DIN : 00008348



Place: New Delhi  
Date: 28 - July 2020



**Almondz Global Securities Limited (Consolidated)**  
Registered Office: 2nd Floor, 3 Scindia House, Janpath, New Delhi -110001

CIN: L74899DL1994PLC059839

**Consolidated Audited Segment wise revenue, results, Segment assets and Segment liabilities for the Quarter/ Year ended 31 March 2020**

Rupees in Lakh

Particulars	Quarter ended			Year Ended	
	March 31, 2020	December 31, 2019	March 31, 2019	March 31, 2020	March 31, 2019
	Audited	Unaudited	Audited	Audited	Audited
<b>Segment Revenue</b>					
(a) Debt and equity market operations	13	25	36	(27)	46
(b) Consultancy and advisory fees*	900	1,086	1,286	4,136	5,007
(c) Wealth Advisory / Broking activities	305	289	174	1,158	1,356
(d) Finance activities	(27)	134	216	449	851
(e) Healthcare activities	71	78	102	332	364
(f) Others**	3	6	2	9	6
<b>Total</b>	<b>1,265</b>	<b>1,618</b>	<b>1,816</b>	<b>6,057</b>	<b>7,630</b>
<b>Income from Operations</b>	<b>1,265</b>	<b>1,618</b>	<b>1,816</b>	<b>6,057</b>	<b>7,630</b>
<b>Segment Results</b>					
Profit before tax and interest from each segment					
(a) Debt and equity market operations	(186)	3	(7)	(305)	(510)
(b) Consultancy and advisory fees*	(223)	87	4	126	666
(c) Wealth Advisory / Broking activities	(22)	23	-	27	15
(d) Finance activities	(132)	86	33	102	362
(e) Healthcare activities	(8)	2	1	(8)	4
(f) Others**	(6)	4	3	6	7
<b>Total</b>	<b>(577)</b>	<b>205</b>	<b>34</b>	<b>(52)</b>	<b>544</b>
Less:					
1) Unallocable interest	3	5	2	8	30
2) Other unallocable expenditure (net off unallocable income)	(36)	19	23	(12)	123
<b>Profit before tax</b>	<b>(544)</b>	<b>181</b>	<b>9</b>	<b>(48)</b>	<b>391</b>
<b>Segment Assets</b>					
(a) Debt and equity market operations	381	987	3	381	3
(b) Consultancy and advisory fees*	3,555	4,262	529	3,555	529
(c) Wealth Advisory / Broking activities	2,068	2,565	3,683	2,068	3,683
(d) Finance activities	4,556	4,283	2,894	4,556	2,894
(e) Healthcare activities	673	523	4,431	673	4,431
(f) Others**	2,052	2,388	633	2,052	633
(g) Unallocated	4,637	3,571	2,038	4,637	2,038
<b>Total</b>	<b>17,922</b>	<b>18,579</b>	<b>14,211</b>	<b>17,922</b>	<b>14,211</b>
<b>Segment Liabilities</b>					
(a) Debt and equity market operations	96	367	10	96	10
(b) Consultancy and advisory fees*	1,655	1,749	1,872	1,655	1,872
(c) Wealth Advisory / Broking activities	1,022	1,468	1,631	1,022	1,631
(d) Finance activities	158	87	167	158	167
(e) Healthcare activities	311	140	138	311	138
(f) Others**	19	7	19	19	19
(g) Unallocated	1,240	1,195	1,333	1,240	1,333
<b>Total</b>	<b>4,501</b>	<b>5,013</b>	<b>5,170</b>	<b>4,501</b>	<b>5,170</b>

\*The businesses Corporate finance / advisory service / infrastructure services have been regrouped / rearranged as consultancy and advisory services.

\*\*The businesses which are not reportable segments during the period / year have been grouped under the 'Others' segment.

For and on behalf of the Board of  
**Almondz Global Securities Limited**

*Jagdeep Singh*  
**Jagdeep Singh**  
Wholetime Director  
DIN : 00008348

Place: New Delhi  
Date: 28 July 2020

Reconciliation of Equity as per Previous GAAP and Ind AS

Consolidated

Reconciliation of total equity as at March 31, 2019

Particulars	March 31, 2019	April 1, 2018
<b>Total equity as per previous GAAP</b>	<b>14,166</b>	<b>13,190</b>
<b>Adjustments:</b>	-	-
Opening Ind AS adjustments	(31)	-
Depreciation on investment property	(8)	(15)
Amortisation of interest free loan to employees	0	(2)
Amortisation of SD receivable/payable	(1)	(1)
Loan GAAP Error	-	(23)
Fair value of investment	(257)	(80)
Fair value of inventory-shares	(34)	35
Expected credit loss	(111)	(7)
Amortisation of processing fees	(1)	(0)
Depreciation on painting and sculpture	2	-
Prior period expense	2	(2)
Tax impact of above adjustments	80	64
<b>Total adjustments</b>	<b>(359)</b>	<b>(31)</b>
<b>Share in adjustments of associate</b>	<b>1</b>	<b>3</b>
<b>Total equity as per Ind AS</b>	<b>13,808</b>	<b>13,162</b>

For Almondz Global Securities Ltd.

Jagdeep Singh  
Jagdeep Singh  
Wholetime Director



SEBI Merchant Banking Registration No. INM000000834

F - 33/3 Okhla Industrial Area Phase - II, New Delhi - 110 020, India. Tel.: + 91 11 4350 0700 / 800 Fax : + 91 11 4350 0735

CIN : L74899DL1994PLC059839 • Email : delhi@almondz.com • Website : www.almondzglobal.com

Registered Office: 2<sup>nd</sup> Floor, 3 Scindia House, Janpath, New Delhi 110001 India. Tel.: +91 11 4151 4666-669, Fax: +91 11 4151 4665

**MOHAN GUPTA & COMPANY  
CHARTERED ACCOUNTANTS**

**OFF.B-2A/37, JANAKPURI  
NEW DELHI – 110058  
Phone: 45597859, 41612538  
Email :mohan.mgc@gmail.com  
Website : www.camohangupta.com**

**Independent Auditor's Report on Quarterly and Year to Date Consolidated Financial Results of the Almondz Global Securities Limited Pursuant to the Regulation 33 of the SEBI (Listing Obligations and Disclosure Requirements) Regulations, 2015**


To The Board of Directors of  
**Almondz Global Securities Limited**

**Report on the Consolidated Financial Results**

**Opinion**

We have audited the accompanying statement of quarterly and year to date consolidated financial results of **M/s Almondz Global Securities Limited**, (hereinafter referred to as 'the holding company') and its subsidiaries (the Holding Company and its subsidiaries collectively referred to as 'the group') for the quarter and year ended 31<sup>st</sup> March 2020 and for the year ended 31<sup>st</sup> March 2020 ("Statement"), attached herewith, being submitted by the company pursuant to the requirement of Regulation 33 of the SEBI (Listing Obligations and Disclosure Requirements) Regulations, 2015, as amended ("Listing Regulations"). Attention is drawn to the fact that the figures for the quarter ended 31 March 2020 and the corresponding quarter ended in the previous year as reported in these consolidated financial results and the balancing figures between audited figures in respect of full financial year and the published year to date figures upto the end of the third quarter of the current financial year. Also the figures upto the end of the third quarter for the current financial year had only been reviewed and not subject to audit. This statement is the responsibility of the Company's management and has been approved by the Board of Directors in their meeting held on 28<sup>th</sup> July, 2020.

In our opinion and to the best of our information and according to the explanations given to us, the results:



The Consolidated results include the results of followings:

Holding Company:

- a. M/s Almondz Global Securities Limited


Subsidiaries:

- a. Almondz Finanz Limited (Wholly Owned Subsidiary)
- b. Almondz Global Infra Consultants Limited (Wholly Owned Subsidiary)
- c. Almondz Wealth Advisors Limited (Wholly Owned Subsidiary)
- d. Almondz Commodities Private Limited (Wholly Owned Subsidiary)
- e. Skiffle Healthcare Services Limited (Wholly Owned Subsidiary)
- f. North Square Projects Private Limited (Wholly Owned Subsidiary)
- g. Premier Alcobev Private Limited (Associate)
- h. Almondz Insolvency Resolutions Services Private Limited (Associate)

- i. are presented in accordance with the requirements of Regulation 33 of the SEBI (Listing Obligation and Disclosure Requirements) Regulations, 2015 and SEBI Circular dated 5 July 2016 in this regard; and
- ii. give a true and fair view in conformity with the aforesaid accounting standards and other accounting principles generally accepted in India of the net profit for the year and net loss for the quarter and other financial information for the quarter ended 31.03.2020 as well as the year to date results for the period from 01.04.2019 to 31.03.2020.

### **Basis of Opinion**

We conducted our audit in accordance with the Standard on Auditing (SAs) specified under section 143(10) of the Companies Act, 2013, as amended ("the Act"). Our responsibilities under those Standards are further described in the "Auditor's Responsibilities for the Audit of the Consolidated Financial Results" section of our report. We are independent of the company in accordance with the Code of Ethics issued by the Institute of Chartered Accountants of India together with the ethical requirements that are relevant to our audit of the financial statements under the provisions of the Act and the Rules thereunder, and we have fulfilled our other



ethical responsibilities in accordance with these requirements and the code of ethics. We believe that the audit evidence obtained by us is sufficient and appropriate to provide a basis for our opinion.

### **Management's Responsibility for the Financial Statements**

The Statement has been prepared on the basis of the consolidated annual financial statements. The Holding Company's Board of Directors are responsible for the preparation and presentation of the Statement that give a true and fair view of the net profit for the year and net loss for the quarter and other comprehensive income and other financial information of the Group

including its associates in accordance with the applicable accounting standards prescribed under section 133 of the Act read with relevant rules issued thereunder and other accounting principles generally accepted in India and in compliance with Regulation 33 of the Listing Regulations. The respective Board of Directors of the companies included in the Group and of its associates are responsible for maintenance of adequate accounting records in accordance with the provisions of the Act for safeguarding of the assets of the Group and its associates and for preventing and detecting frauds and other irregularities; selection and application of appropriate accounting policies; making judgments and estimates that are reasonable and prudent; and the design, implementation and maintenance of adequate internal financial controls, that were operating effectively for ensuring the accuracy and completeness of the accounting records, relevant to the preparation and presentation of the Statement that give a true and fair view and are free from material misstatement, whether due to fraud or error, which have been used for the purpose of preparation of the Statement by the Directors of the Holding Company, as aforesaid.

In preparing the Statement, the respective Board of Directors of the companies included in the Group and of its associates are responsible for assessing the ability of the Group and of its associates to continue as a going concern, disclosing, as applicable, matters related to going concern and using the going concern basis of accounting unless the respective Board of Directors either intends to liquidate the Group or to cease operations, or has no realistic alternative but to do so.



The respective Board of Directors of the companies included in the Group and of its associates are also responsible for overseeing the financial reporting process of the Group and of its associates.

### **Auditor's Responsibility**

Our objectives are to obtain reasonable assurance about whether the Statement as a whole is free from material misstatement, whether due to fraud or error, and to issue an auditor's report that includes our opinion. Reasonable assurance is a high level of assurance, but is not a guarantee that an audit conducted in accordance with SAs will always detect a material misstatement when it exists. Misstatements can arise from fraud or error and are considered material if, individually or in the aggregate, they could reasonably be expected to influence the economic decisions of users taken on the basis of the Statement.

As part of an audit in accordance with SAs, we exercise professional judgment and maintain professional skepticism throughout the audit. We also:

- Identify and assess the risks of material misstatement of the Statement, whether due to fraud or error, design and perform audit procedures responsive to those risks, and obtain audit evidence that is sufficient and appropriate to provide a basis for our opinion. The risk of not detecting a material misstatement resulting from fraud is higher than for one resulting from error, as fraud may involve collusion, forgery, intentional omissions, misrepresentations, or the override of internal control.
- Obtain an understanding of internal control relevant to the audit in order to design audit procedures that are appropriate in the circumstances. Under Section 143(3)(i) of the Act, we are also responsible for expressing our opinion on whether the company has adequate internal financial controls with reference to financial statements in place and the operating effectiveness of such controls.
- Evaluate the appropriateness of accounting policies used and the reasonableness of accounting estimates and related disclosures made by the Board of Directors.



- Conclude on the appropriateness of the Board of Directors' use of the going concern basis of accounting and, based on the audit evidence obtained, whether a material uncertainty exists related to events or conditions that may cast significant doubt on the ability of the Group and its associates to continue as a going concern. If we conclude that a material uncertainty exists, we are required to draw attention in our auditor's report to the related disclosures in the Statement or, if such disclosures are inadequate, to modify our opinion. Our conclusions are based on the audit evidence obtained up to the date of our auditor's report. However, future events or conditions may cause the Group and its associates and to cease to continue as a going concern.
- Evaluate the overall presentation, structure and content of the Statement, including the disclosures, and whether the Statement represent the underlying transactions and events in a manner that achieves fair presentation.
- Obtain sufficient appropriate audit evidence regarding the financial results of the entities within the Group and its associates of which we are the independent auditors to express an opinion on the Statement. We are responsible for the direction, supervision and performance of the audit of the financial information of such entities included in the Statement of which we are the independent auditors. For the other entities included in the Statement, which have been audited by other auditors, such other auditors remain responsible for the direction, supervision and performance of the audits carried out by them. We remain solely responsible for our audit opinion.

We communicate with those charged with governance of the Holding Company regarding, among other matters, the planned scope and timing of the audit and significant audit findings, including any significant deficiencies in internal control that we identify during our audit. We also provide those charged with governance with a statement that we have complied with relevant ethical requirements regarding independence, and to communicate with them all relationships and other matters that may reasonably be thought to bear on our independence, and where applicable, related safeguards.



We also performed procedures in accordance with the Circular No. CIR/CFD/CMD1/44/2019 dated March 29, 2019 issued by the Securities Exchange Board of India under Regulation 33 (8) of the Listing Regulations, to the extent applicable.

### **Emphasis of Matter**

We draw attention to Note: 04 to the accompanying Standalone financial results which explain the management evaluation of the financial impact due to lockdown and other restrictions on account of COVID-19 pandemic situation. The assessment of the impact in the subsequent period is dependent upon circumstances as they evolve.


### **Other Matters**

We could not observe the physical verification of inventory and cash conducted by the Management at the year end, as it was not possible due to lockdown conditions and therefore, we have performed alternative procedures and relied on internal controls in respect of existence of inventory at the year end.

For Mohan Gupta & Company

Chartered Accountants

FRN: 006519N



CA Mohan Gupta

Partner

M.No. 082466

Date: 28/07/2020

Place: New Delhi

UDIN: 20082466 AAAAAN8869